

DAWSONS-TECH[®]

OVER 35 YEARS OF EXPERIENCE



CATALOGUE NO.
37F-21

INSTRUMENTATION / CNG *37° FLARE FITTINGS*

www.dawsonstech.com

THE COMPANY :

DAWSONS-TECH® is an ISO 9001:2015 certified manufacturing company offers wide range of **Consistent, Reliable and Superior Quality** High Pressure Instrumentation / CNG / Hydrogen Products used in Vehicles, Fueling Equipments like CNG Cascades, CNG Dispensers, Booster Compressors, Online Compressors, Decompression Skid, LCV Filling Post, Meter Regulation Skids, Pressure Regulation Skids, etc.




dedicated team of employees in place. This facilitate us to design and manufacture our product range under stringent quality checks and measurements that ensures **"A TOTAL CUSTOMER SATISFACTIONS"**.

MANUFACTURING :

DAWSONS-TECH® established its comprehensive state of art manufacturing and testing facility installing various CNC Turning Centre and CNC Turnmill Centre, Vertical Machining Centre, etc. with the highly motivated and

QUALITY :

DAWSONS-TECH® pursues not only performance of its products but also ensures **"TOTAL QUALITY CONTROL MANAGEMENT SYSTEMS IN ACCORDANCE WITH ISO 9001:2015"** which is achieved by alerting and educating each and every employee, the importance of quality and by implementing the quality control procedures at every stage of production to final inspection from incoming raw material to finish products.

|  OUR CAPABILITIES |  CERTIFICATIONS |  BENEFITS |
|--|--|---|
| <ul style="list-style-type: none"> • Over 35 Years of Experience • Excellent Technical Knowledge • Latest Design Equipment's & Software • Modern Manufacturing Facilities • Highly Motivated Team of Employees • Excellent Inspection Facilities • Product Performance Testing Facilities | <ul style="list-style-type: none"> • ISO 9001-2015 • ISO 14001-2015 • ISO 45001-2018 • PED 2014/68/EU • ASTM F1387-19 • MSS SP-99-2016a • Helium Leak Test • Hydro Static Proof Test • Pneumatic Proof Test | <ul style="list-style-type: none"> • High Quality • Proven Design for Leak Free Connections • Effective Operations • High Efficiency • Prompt Reply • Maximum Flexibility • Maximum Safety in Operation • Substantial Cost Saving |

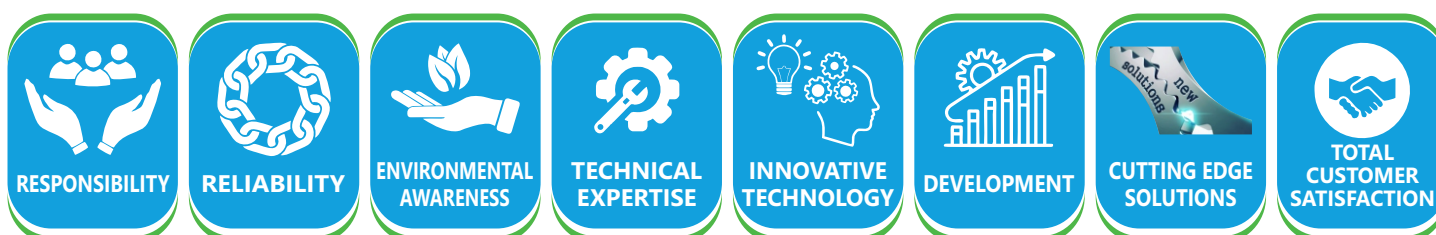
RESEARCH & DEVELOPMENT :

With our extensive experience, expertise and continues Research & Development with incorporation of advanced technology and high-tech cutting-edge machineries, **DAWSONS-TECH®** is committed to constant upgradation and expand its product range to meet the requirements of its customer to their entire satisfaction at every time.

CUSTOMER SATISFACTION :

We strive to achieve total customer satisfaction and continuously work to set higher goals to provide the reliable quality, timely delivery of our products and prompt services in the best interest of our customers with **Very Competitive Price**.

OUR MISSION



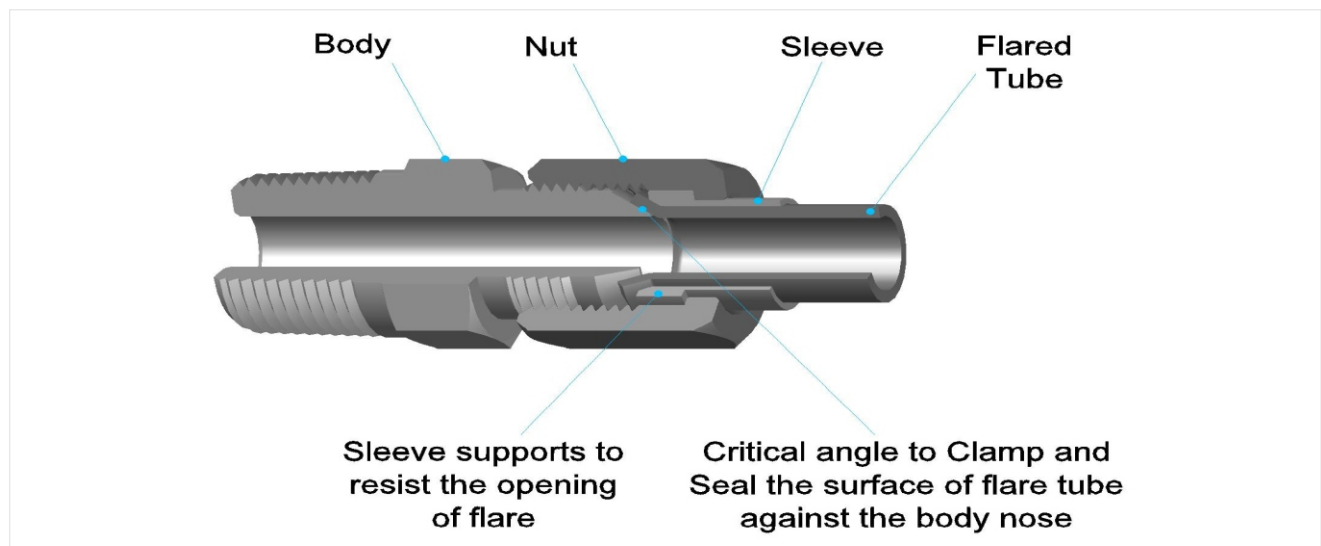
DAWSONS-TECH 37° Flared Tube Fittings are compact and simple in design for assembly and assures maximum reliability and performance.

It is especially suited for low and medium wall tubing with good vibration resistance in a broad selection of types and sizes.

It is used in virtually every application that uses Fluid Power for motion control & Automation.

Features / Benefits :

- 37° angle and seat design according to SAE J514 / ISO 8434-2.
- Usable with Metric or Fractional Tubes.
- Vibration Resistance.
- Usable Hose Connection.
- Available in Material SS316.



Product Range & Operating Parameters :

| | |
|------------------------------|--------------------------------------|
| Pressure Rating | : UPTO 5000 PSIG (344 BAR) at CWP |
| Temperature Rating | : UPTO 426° C. |
| End Connections - Fractional | : 1/8" to 1" Tube OD |
| Metric | : 6mm to 25mm Tube OD |
| Pipe Threads | : 1/8" to 1" BSP / BSPT / NPT & SAE. |

Applications :

- Hydraulic
- Pneumatic, Etc.

Design :

DAWSONS-TECH 37° Flared Tube Fittings consist of three precision components such as Body, Sleeve & Nut. These components have been manufactured to every stringent tolerance under rigid quality control procedure approved to ISO 9001:2015.

DAWSONS-TECH 37° Flared Tube Fittings meets SAE J514 Standard.

The Tube end is flared at a 37° angle and sandwiched between the Fitting Body Nose (Seat) and the Sleeve with Nut, which provide a very effective leak free joint, full flow connection process Tubing.

DAWSONS-TECH 37° Flared Tube Fittings are available as a standard in SS316 material, which meets the following specifications.

- A. SS316 BARSTOCK: ASTM A-479
- B. SS316 FORGING: ASTM A-182

Other materials are available on request.

General Information :

Pressure Rating :

DAWSONS-TECH 37° Flared Tube Fittings provide zero leakage, full flow connection in Hydraulic System operating at working pressure as specified below.

Allowable working pressure ratings are based on min. design factor 4:1 for dynamic and 3:1 for static application.

| Nominal Tube OD (Inch) | 37° Flare Straight Thread | Nominal Pipe Size (Inch) | SAE St. Threads Union and Bulkhead | Fittings with Pipe Thread |
|------------------------|---------------------------|--------------------------|------------------------------------|---------------------------|
| 1/8 | 5/16 x 24 | 1/8 | 5000 PSIG | 5000 PSIG |
| 3/16 | 3/8 x 24 | 1/8 | 5000 PSIG | 5000 PSIG |
| 1/4 | 7/16 x 20 | 1/8 | 5000 PSIG | 5000 PSIG |
| 5/16 | 1/2 x 20 | 1/8 | 5000 PSIG | 5000 PSIG |
| 3/8 | 9/16 x 18 | 1/4 | 5000 PSIG | 5000 PSIG |
| 1/2 | 3/4 x 16 | 3/8 | 4500 PSIG | 4000 PSIG |
| 5/8 | 7/8 x 14 | 1/2 | 3500 PSIG | 3000 PSIG |
| 3/4 | 1-1/6 x 12 | 3/4 | 3500 PSIG | 3000 PSIG |
| 7/8 | 1-3/16 x 12 | 3/4 | 3000 PSIG | 2500 PSIG |
| 1 | 1-5/16 x 12 | 1 | 3000 PSIG | 2000 PSIG |

NOTE : Since many factors influence the pressure at which a system will or will not perform satisfactorily. Details as shown in the above table are only guideline and not rigid

Available Sizes :

Fractional Size : 1/8" to 1"

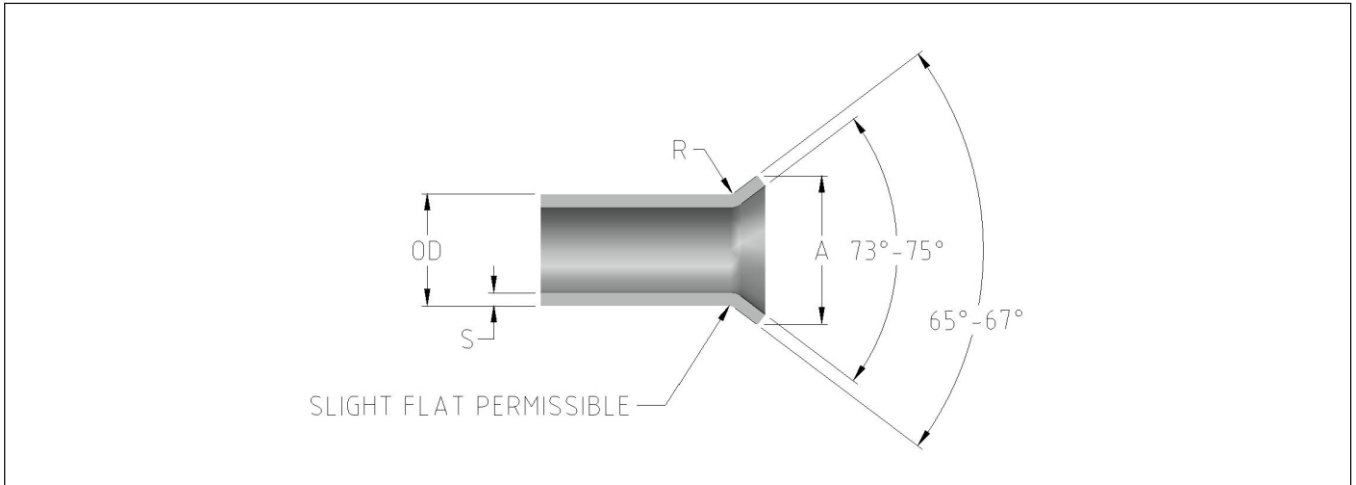
Metric Size : 6mm to 25mm

Quality Of Tubing :

SS316 or SS304 seamless tubing should be fully annealed, according to Standard ASTM-269 suitable for bending and flaring. Length of finished tubing shall be reasonable straight and have smooth ends and free from burrs, scales and any kind of defect and scratches.

General Information :

Flare the Tube with a special flaring tool to 37°, dimensions of Flared Tube according to SAE J533 standard as shown below.



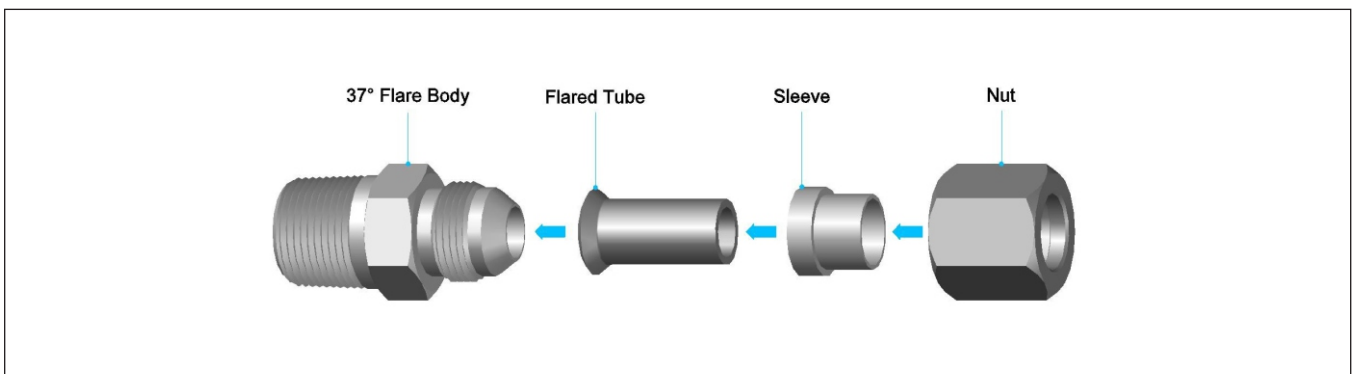
| Nominal Tube OD (Inch) | A Single Flare Diameter | | | | R | | S | |
|------------------------|----------------------------|------|--------|-------|------------|--------|------------|--------|
| | Fractional | | Metric | | Fractional | Metric | Fractional | Metric |
| | Max. | Min. | Max. | Min. | ±0.2 | ±0.5 | ±0.2 | ±0.5 |
| 1/8 | 0.20 | 0.18 | 5.08 | 4.58 | 0.03 | 0.8 | 0.035 | 0.88 |
| 3/16 | 0.28 | 0.26 | 7.11 | 6.61 | 0.03 | 0.8 | 0.035 | 0.88 |
| 1/4 | 0.36 | 0.34 | 9.14 | 8.64 | 0.03 | 0.8 | 0.065 | 1.65 |
| 5/16 | 0.43 | 0.40 | 10.92 | 10.16 | 0.03 | 0.8 | 0.065 | 1.65 |
| 3/8 | 0.49 | 0.46 | 12.44 | 11.69 | 0.04 | 1.0 | 0.065 | 1.65 |
| 1/2 | 0.66 | 0.63 | 16.76 | 16.01 | 0.06 | 1.5 | 0.083 | 2.10 |
| 5/8 | 0.79 | 0.76 | 20.06 | 19.31 | 0.06 | 1.5 | 0.095 | 2.41 |
| 3/4 | 0.95 | 0.92 | 24.13 | 23.37 | 0.08 | 2.0 | 0.109 | 2.76 |
| 7/8 | 1.07 | 1.04 | 27.17 | 26.42 | 0.08 | 2.0 | 0.109 | 2.76 |
| 1 | 1.20 | 1.17 | 30.48 | 29.72 | 0.09 | 2.3 | 0.120 | 3.04 |

Dimensions are for reference only and are subject to change.

Screw the Nut on the Body until finger tight. Further tighten the Nut with a wrench 1/4" turn in order to make a leak free metal to metal sealing connection.

Assembly Instruction :
















- Ensure that the end of the tube is cut square within $\pm 1^\circ$ and remove the burrs and sharp edges.
- Wipe the ID and the OD of the deburred Tube end properly.
- Insert the Nut and Sleeve on to the Tube as shown below.



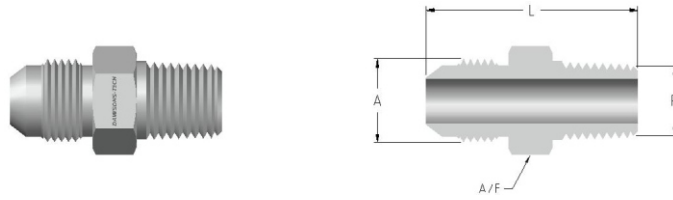
STRAIGHTS

STRAIGHTS

| | | | | | |
|--|--|----|---------------|---|----|
| | Male Connector (37° Flare to Male NPT) | 8 | | Swivel Female Connector (Female NPT to Swivel Nut) | 14 |
| | Male Connector (37° Flare to SAE / MS) | 9 | | Swivel Male Connector (Male ISO 6149 to Swivel Nut) | 15 |
| | Female Connector (37° Flare to Female NPT) | 10 | | Swivel Male Connector (Male Metric 'OR' to Swivel Nut) | 15 |
| | Union (37° Flare to 37° Flare) | 10 | | Swivel Male Connector (Male Metric 'EO' to Swivel Nut) | 16 |
| | Bulkhead Union (37° Flare to 37° Flare) | 11 | | Swivel Male Connector (Male BSP 'EO' to Swivel Nut) | 16 |
| | Large Hex Union (37° Flare to 37° Flare) | 11 | | Swivel Male Connector (Male BSPT to Swivel Nut) | 17 |
| | Reducing Adapter (Flare Tube end to Reduce Size) | 12 | ELBOWS | | |
| | Extender & Expander (37° Flare to Swivel Nut) | 12 | | Male Elbow (37° Flare to Male NPT) | 18 |
| | Swivel Union (Swivel Nut to Swivel Nut) | 13 | | Female Elbow (37° Flare to Female NPT) | 19 |
| | Swivel Male Connector (SAE / MS to Swivel Nut) | 13 | | Union Elbow (37° Flare to 37° Flare) | 19 |
| | Swivel Male Connector (Male NPT to Swivel Nut) | 14 | | Swivel Nut Elbow (37° Flare to Swivel Nut) | 20 |
| | | | | Swivel Male Elbow (Swivel Nut to Male NPT) | 20 |

| ELBOWS | | PLUG | |
|--|---|--|---------------------------------|
|  | Swivel Positionable Male Elbow (Swivel Nut to SAE / MS) 21 |  | Plug 27 |
| TEES | | CAP | |
|  | Male Branch Tee (37° Flare to Male NPT) 21 |  | Tube End Cap 28 |
|  | Male Run Tee (37° Flare to Male NPT) 22 |  | Tube End Nut 28 |
|  | Female Branch Tee (37° Flare to Female NPT) 23 | SLEEVE | |
|  | Female Run Tee (37° Flare to Female NPT) 24 |  | Flare Tube End Sleeve 29 |
|  | Union Tee (37° Flare to 37° Flare) 25 | LOCK NUT | |
|  | Swivel Branch Tee (37° Flare to Swivel Nut) 25 |  | Bulkhead Lock Nut 29 |
|  | Swivel Run Tee (37° Flare to Swivel Nut) 26 | | |
|  | Swivel Union Tee (Swivel Nut to Swivel Nut) 26 | | |
| CROSS | | | |
|  | Union Cross (370 Flare to 370 Flare) 27 | | |

Male Connector (37° Flare to Male NPT Thread)

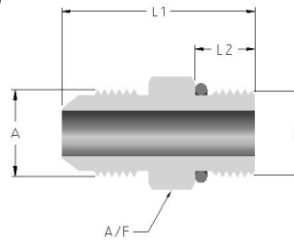


STANDARD CONFIGURATION DIMENSIONS

| Tube OD | | NPT Pipe Thread P | SAE / MS Straight Thread | L | A/F | Dawsons-Tech Part No. | |
|---------|--------|-------------------------|-----------------------------|------|--------|--------------------------|--------------|
| Inch | Metric | | A | | | Inch | Inch |
| 1/8 | - | 1/8 x 27 | 5/16 x 24 | 28.2 | 7/16 | 37MC-2-2N | - |
| 3/16 | - | 1/8 x 27 | 3/8 x 24 | 29.0 | 7/16 | 37MC-3-2N | - |
| 1/4 | 6 | 1/8 x 27 | 7/16 x 20 | 31.0 | 1/2 | 37MC-4-2N | 37MC-6M-2N |
| 1/4 | 6 | 1/4 x 18 | 7/16 x 20 | 36.0 | 9/16 | 37MC-4-4N | 37MC-6M-4N |
| 1/4 | 6 | 3/8 x 18 | 7/16 x 20 | 36.5 | 11/16 | 37MC-4-6N | 37MC-6M-6N |
| 1/4 | 6 | 1/2 x 14 | 7/16 x 20 | 42.7 | 7/8 | 37MC-4-8N | 37MC-6M-8N |
| 5/16 | 8 | 1/8 x 27 | 1/2 x 20 | 31.0 | 9/16 | 37MC-5-2N | 37MC-8M-2N |
| 5/16 | 8 | 1/4 x 18 | 1/2 x 20 | 36.0 | 9/16 | 37MC-5-4N | 37MC-8M-4N |
| 3/8 | 10 | 1/8 x 27 | 9/16 x 18 | 31.8 | 5/8 | 37MC-6-2N | 37MC-10M-2N |
| 3/8 | 10 | 1/4 x 18 | 9/16 x 18 | 36.3 | 5/8 | 37MC-6-4N | 37MC-10M-4N |
| 3/8 | 10 | 3/8 x 18 | 9/16 x 18 | 36.3 | 11/16 | 37MC-6-6N | 37MC-10M-6N |
| 3/8 | 10 | 1/2 x 14 | 9/16 x 18 | 42.9 | 7/8 | 37MC-6-8N | 37MC-10M-8N |
| 1/2 | 12 | 1/4 x 18 | 3/4 x 16 | 38.9 | 13/16 | 37MC-8-4N | 37MC-12M-4N |
| 1/2 | 12 | 3/8 x 18 | 3/4 x 16 | 38.9 | 13/16 | 37MC-8-6N | 37MC-12M-6N |
| 1/2 | 12 | 1/2 x 14 | 3/4 x 16 | 45.4 | 7/8 | 37MC-8-8N | 37MC-12M-8N |
| 1/2 | 12 | 3/4 x 14 | 3/4 x 16 | 47.0 | 1-1/16 | 37MC-8-12N | 37MC-12M-12N |
| 5/8 | 16 | 3/8 x 18 | 7/8 x 14 | 43.1 | 15/16 | 37MC-10-6N | 37MC-16M-6N |
| 5/8 | 16 | 1/2 x 14 | 7/8 x 14 | 48.0 | 15/16 | 37MC-10-8N | 37MC-16M-8N |
| 5/8 | 16 | 3/4 x 14 | 7/8 x 14 | 49.5 | 1-1/8 | 37MC-10-12N | 37MC-16M-12N |
| 3/4 | 18 | 1/2 x 14 | 1-1/16 x 12 | 52.3 | 1-1/16 | 37MC-12-8N | 37MC-18M-8N |
| 3/4 | 18 | 3/4 x 14 | 1-1/16 x 12 | 52.3 | 1-1/8 | 37MC-12-12N | 37MC-18M-12N |
| 3/4 | 18 | 1 x 11-1/2 | 1-1/16 x 12 | 57.1 | 1-3/8 | 37MC-12-16N | 37MC-18M-16N |
| - | 20 | 3/4 x 14 | 1-1/16 x 12 | 57.1 | 1-3/8 | - | 37MC-20M-12N |
| 7/8 | - | 3/4 x 14 | 1-3/16 x 12 | 53.1 | 1-1/4 | 37MC-14-12N | - |
| 1 | 25 | 3/4 x 14 | 1-5/16 x 12 | 53.5 | 1-3/8 | 37MC-16-12N | 37MC-25M-12N |
| 1 | 25 | 1 x 11-1/2 | 1-5/16 x 12 | 58.4 | 1-3/8 | 37MC-16-16N | 37MC-25M-16N |

Dimensions are for reference only and are subject to change

Male Connector (37° Flare to SAE / MS Straight Thread)

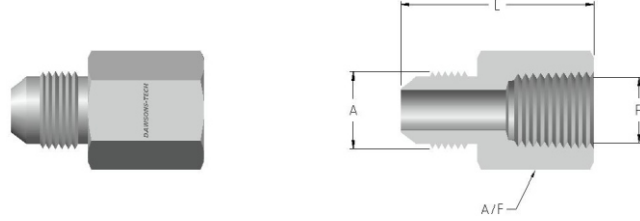


STANDARD CONFIGURATION DIMENSIONS

| Tube OD | | SAE / MS Straight Thread | SAE / MS Straight Thread | L1 | L2 | A/F | Dawsons-Tech Part No. | |
|---------|--------|-----------------------------|-----------------------------|------|------|-------|--------------------------|---------------|
| Inch | Metric | P | A | mm | mm | Inch | Inch | Metric |
| 1/8 | - | 5/16 x 24 | 5/16 x 24 | 26.9 | 7.5 | 7/16 | 37MC-2-5SE | - |
| 3/16 | - | 3/8 x 24 | 3/8 x 24 | 27.9 | 7.5 | 1/2 | 37MC-3-6SE | - |
| 1/4 | 6 | 7/16 x 20 | 7/16 x 20 | 31.2 | 9.1 | 9/16 | 37MC-4-7SE | 37MC-6M-7SE |
| 1/4 | 6 | 1/2 x 20 | 7/16 x 20 | 31.2 | 9.1 | 5/8 | 37MC-4-8SE | 37MC-6M-8SE |
| 1/4 | 6 | 9/16 x 18 | 7/16 x 20 | 33.0 | 9.9 | 11/16 | 37MC-4-9SE | 37MC-6M-9SE |
| 1/4 | 6 | 3/4 x 16 | 7/16 x 20 | 34.8 | 11.1 | 7/8 | 37MC-4-12SE | 37MC-6M-12SE |
| 5/16 | 8 | 1/2 x 20 | 1/2 x 20 | 31.2 | 9.1 | 5/8 | 37MC-5-8SE | 37MC-8M-8SE |
| 3/8 | 10 | 9/16 x 18 | 9/16 x 18 | 33.0 | 9.9 | 11/16 | 37MC-6-9SE | 37MC-10M-9SE |
| 3/8 | 10 | 3/4 x 16 | 9/16 x 18 | 35.1 | 11.1 | 7/8 | 37MC-6-12SE | 37MC-10M-12SE |
| 3/8 | 10 | 7/8 x 14 | 9/16 x 18 | 38.1 | 12.7 | 1 | 37MC-6-14SE | 37MC-10M-14SE |
| 1/2 | 12 | 9/16 x 18 | 3/4 x 16 | 36.6 | 9.9 | 13/16 | 37MC-8-9SE | 37MC-12M-9SE |
| 1/2 | 12 | 3/4 x 16 | 3/4 x 16 | 37.6 | 11.1 | 7/8 | 37MC-8-12SE | 37MC-12M-12SE |
| 1/2 | 12 | 7/8 x 14 | 3/4 x 16 | 40.6 | 12.7 | 1 | 37MC-8-14SE | 37MC-12M-14SE |
| 1/2 | 12 | 1-1/16 x 12 | 3/4 x 16 | 44.7 | 15.1 | 1-1/4 | 37MC-8-17SE | 37MC-12M-17SE |
| 5/8 | 16 | 3/4 x 16 | 7/8 x 14 | 40.6 | 11.1 | 15/16 | 37MC-10-12SE | 37MC-16M-12SE |
| 5/8 | 16 | 7/8 x 14 | 7/8 x 14 | 43.2 | 12.7 | 1 | 37MC-10-14SE | 37MC-16M-14SE |
| 5/8 | 16 | 1-1/16 x 12 | 7/8 x 14 | 47.2 | 15.1 | 1-1/4 | 37MC-10-17SE | 37MC-16M-17SE |
| 3/4 | 18 | 3/4 x 16 | 1-1/16 x 12 | 49.2 | 11.1 | 1-1/8 | 37MC-12-12SE | 37MC-18M-12SE |
| 3/4 | 18 | 7/8 x 14 | 1-1/16 x 12 | 47.7 | 12.7 | 1-1/8 | 37MC-12-14SE | 37MC-18M-14SE |
| 3/4 | 18 | 1-1/16 x 12 | 1-1/16 x 12 | 50.0 | 15.1 | 1-1/4 | 37MC-12-17SE | 37MC-18M-17SE |
| 3/4 | 18 | 1-5/16 x 12 | 1-1/16 x 12 | 50.8 | 15.1 | 1-1/2 | 37MC-12-21SE | 37MC-18M-21SE |
| - | 20 | 1-1/16 x 12 | 1-1/16 x 12 | 50.0 | 15.1 | 1-1/4 | - | 37MC-20M-19SE |
| - | 20 | 1-1/4 x 12 | 1-5/16 x 12 | 50.8 | 15.1 | 1-1/2 | - | 37MC-20M-21SE |
| 7/8 | - | 1-3/16 x 12 | 1-3/16 x 12 | 50.8 | 15.1 | 1-3/8 | 37MC-14-19SE | - |
| 7/8 | - | 1-5/16 x 12 | 1-3/16 x 12 | 51.3 | 15.1 | 1-1/2 | 37MC-14-21SE | - |
| 1 | 25 | 1-1/16 x 12 | 1-5/16 x 12 | 50.8 | 15.1 | 1-3/8 | 37MC-16-17SE | 37MC-25M-17SE |
| 1 | 25 | 1-3/16 x 12 | 1-5/16 x 12 | 51.8 | 15.1 | 1-3/8 | 37MC-16-19SE | 37MC-25M-19SE |
| 1 | 25 | 1-5/16 x 12 | 1-5/16 x 12 | 51.8 | 15.1 | 1-1/2 | 37MC-16-21SE | 37MC-25M-21SE |

Dimensions are for reference only and are subject to change

Female Connector (37° Flare to Female NPT Thread)

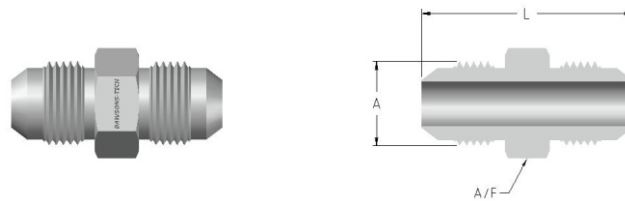


STANDARD CONFIGURATION DIMENSIONS

| Tube OD | | NPT Pipe Thread P | SAE / MS Straight Thread | L | A/F | Dawsons-Tech Part No. | |
|---------|--------|-------------------------|-----------------------------|------|--------|--------------------------|--------------|
| Inch | Metric | | A | | | Inch | Inch |
| 1/8 | - | 1/8 x 27 | 5/16 x 24 | 28.4 | 9/16 | 37FC-2-2N | - |
| 3/16 | - | 1/8 x 27 | 3/8 x 24 | 28.7 | 9/16 | 37FC-3-2N | - |
| 1/4 | 6 | 1/8 x 27 | 7/16 x 20 | 30.2 | 9/16 | 37FC-4-2N | 37FC-6M-2N |
| 1/4 | 6 | 1/4 x 18 | 7/16 x 20 | 35.3 | 3/4 | 37FC-4-4N | 37FC-6M-4N |
| 5/16 | 8 | 1/8 x 27 | 1/2 x 20 | 29.7 | 9/16 | 37FC-5-2N | 37FC-8M-2N |
| 5/16 | 8 | 1/4 x 18 | 1/2 x 20 | 35.3 | 3/4 | 37FC-5-4N | 37FC-8M-4N |
| 3/8 | 10 | 1/4 x 18 | 9/16 x 18 | 35.6 | 3/4 | 37FC-6-4N | 37FC-10M-4N |
| 3/8 | 10 | 3/8 x 18 | 9/16 x 18 | 37.1 | 7/8 | 37FC-6-6N | 37FC-10M-6N |
| 1/2 | 12 | 3/8 x 18 | 3/4 x 16 | 39.6 | 7/8 | 37FC-8-6N | 37FC-12M-6N |
| 1/2 | 12 | 1/2 x 14 | 3/4 x 16 | 45.6 | 1-1/16 | 37FC-8-8N | 37FC-12M-8N |
| 5/8 | 16 | 1/2 x 14 | 7/8 x 14 | 48.0 | 1-1/16 | 37FC-10-8N | 37FC-16M-8N |
| 3/4 | 18 | 1/2 x 14 | 1-1/16 x 12 | 52.1 | 1-1/16 | 37FC-12-8N | 37FC-18M-8N |
| 3/4 | 18 | 3/4 x 14 | 1-1/16 x 12 | 52.3 | 1-3/8 | 37FC-12-12N | 37FC-18M-12N |
| - | 20 | 3/4 x 14 | 1-1/16 x 12 | 52.3 | 1-3/8 | - | 37FC-20M-12N |
| 7/8 | - | 3/4 x 14 | 1-3/16 x 12 | 52.3 | 1-3/8 | 37FC-14-12N | - |
| 1 | 25 | 1 x 11-1/2 | 1-5/16 x 12 | 59.7 | 1-5/8 | 37FC-16-16N | 37FC-25M-16N |

Dimensions are for reference only and are subject to change

Union (37° Flare to 37° Flare)

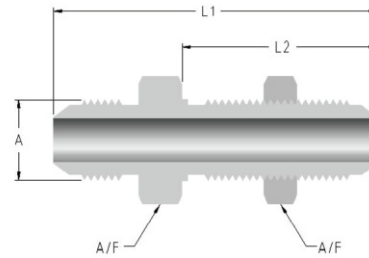



STANDARD CONFIGURATION DIMENSIONS

| Tube OD | | SAE / MS Straight Thread A | L | A/F | Dawsons-Tech Part No. | |
|---------|--------|----------------------------------|-------|-------|--------------------------|---------|
| Inch | Metric | | | | Inch | Metric |
| 1/8 | - | 5/16 x 24 | 29.7 | 7/16 | 37U-2 | - |
| 3/16 | - | 3/8 x 24 | 31.2 | 7/16 | 37U-3 | - |
| 1/4 | 6 | 7/16 x 20 | 34.8 | 1/2 | 37U-4 | 37U-6M |
| 5/16 | 8 | 1/2 x 20 | 34.8 | 9/16 | 37U-5 | 37U-8M |
| 3/8 | 10 | 9/16 x 18 | 35.8 | 5/8 | 37U-6 | 37U-10M |
| 1/2 | 12 | 3/4 x 16 | 41.1 | 13/16 | 37U-8 | 37U-12M |
| 5/8 | 16 | 7/8 x 14 | 47.8 | 13/16 | 37U-10 | 37U-16M |
| 3/4 | 18 | 1-1/16 x 12 | 54.9 | 1-1/8 | 37U-12 | 37U-18M |
| - | 20 | 1-1/16 x 12 | 54.9 | 1-1/8 | - | 37U-20M |
| 7/8 | - | 1-3/16 x 12 | 1-1/4 | 56.1 | 37U-14 | - |
| 1 | 25 | 1-5/16 x 12 | 1-3/8 | 57.2 | 37U-16 | 37U-25M |

Dimensions are for reference only and are subject to change

Bulkhead Union (37° Flare to 37° Flare)

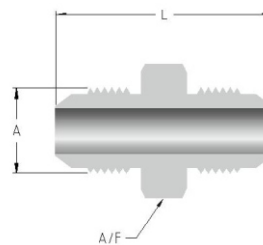



STANDARD CONFIGURATION DIMENSIONS

| Tube OD | | SAE / MS Straight Thread | L1 | L2 | A/F | Dawsons-Tech Part No. | |
|---------|--------|-----------------------------|------|------|-------|--------------------------|----------|
| Inch | Metric | A | | | | Inch | Metric |
| 3/16 | - | UN / UNF | mm | mm | Inch | Inch | Metric |
| 3/16 | - | 3/8 x 24 | 48.3 | 28.2 | 5/8 | 37BU-3 | - |
| 1/4 | 6 | 7/16 x 20 | 52.6 | 30.5 | 11/16 | 37BU-4 | 37BU-6M |
| 5/16 | 8 | 1/2 x 20 | 52.6 | 30.5 | 3/4 | 37BU-5 | 37BU-8M |
| 3/8 | 10 | 9/16 x 18 | 55.4 | 32.5 | 13/16 | 37BU-6 | 37BU-10M |
| 1/2 | 12 | 3/4 x 16 | 62.0 | 36.6 | 1 | 37BU-8 | 37BU-12M |
| 5/8 | 16 | 7/8 x 14 | 69.6 | 40.1 | 1-1/8 | 37BU-10 | 37BU-16M |
| 3/4 | 18 | 1-1/16 x 12 | 78.5 | 44.4 | 1-3/8 | 37BU-12 | 37BU-18M |
| - | 20 | 1-1/16 x 12 | 78.5 | 44.4 | 1-3/8 | - | 37BU-20M |
| 7/8 | - | 1-3/16 x 12 | 79.2 | 44.4 | 1-1/2 | 37BU-14 | - |
| 1 | 25 | 1-5/16 x 12 | 79.8 | 44.4 | 1-5/8 | 37BU-16 | 37BU-25M |

Dimensions are for reference only and are subject to change

Large Hex Union (37° Flare to 37° Flare)




STANDARD CONFIGURATION DIMENSIONS

| Tube OD | | SAE / MS Straight Thread | L | A/F | Dawsons-Tech Part No. | |
|---------|--------|-----------------------------|------|-------|--------------------------|-----------|
| Inch | Metric | A | | | Inch | Metric |
| 1/8 | - | UN / UNF | mm | Inch | Inch | Metric |
| 1/8 | - | 5/16 x 24 | 29.7 | 9/16 | 37LHU-2 | - |
| 3/16 | - | 3/8 x 24 | 31.2 | 5/8 | 37LHU-3 | - |
| 1/4 | 6 | 7/16 x 20 | 34.8 | 11/16 | 37LHU-4 | 37LHU-6M |
| 5/16 | 8 | 1/2 x 20 | 34.8 | 3/4 | 37LHU-5 | 37LHU-8M |
| 3/8 | 10 | 9/16 x 18 | 35.8 | 13/16 | 37LHU-6 | 37LHU-10M |
| 1/2 | 12 | 3/4 x 16 | 41.1 | 1 | 37LHU-8 | 37LHU-12M |
| 5/8 | 16 | 7/8 x 14 | 47.8 | 1-1/8 | 37LHU-10 | 37LHU-16M |
| 3/4 | 18 | 1-1/16 x 12 | 54.9 | 1-3/8 | 37LHU-12 | 37LHU-18M |
| - | 20 | 1-1/16 x 12 | 54.9 | 1-3/8 | - | 37LHU-20M |
| 7/8 | - | 1-3/16 x 12 | 56.1 | 1-1/2 | 37LHU-14 | - |
| 1 | 25 | 1-5/16 x 12 | 57.2 | 1-5/8 | 37LHU-16 | 37LHU-25M |

Dimensions are for reference only and are subject to change

Reducing Adapter (Flare Tube End to Reduce Size)

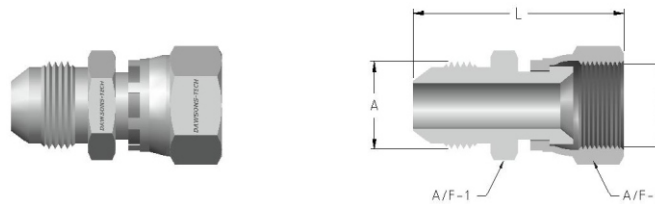


STANDARD CONFIGURATION DIMENSIONS

| Tube OD | | SAE / MS Straight Thread | L | Dawsons-Tech Part No. | |
|------------|-----------|-----------------------------|------|--------------------------|-------------|
| Inch | Inch / mm | A | | Inch | Metric |
| 3/8 to 1/4 | 3/8 to 6 | 7/16 x 20 | 24.6 | 37RA-6-4 | 37RA-6-6M |
| 1/2 to 1/4 | 1/2 to 6 | 7/16 x 20 | 25.4 | 37RA-8-4 | 37RA-8-6M |
| 1/2 to 3/8 | 1/2 to 10 | 9/16 x 18 | 25.4 | 37RA-8-6 | 37RA-8-10M |
| 5/8 to 1/4 | 5/8 to 6 | 7/16 x 20 | 26.2 | 37RA-10-4 | 37RA-10-6M |
| 5/8 to 3/8 | 5/8 to 10 | 9/16 x 18 | 26.2 | 37RA-10-6 | 37RA-10-10M |
| 5/8 to 1/2 | 5/8 to 12 | 3/4 x 16 | 36.5 | 37RA-10-8 | 37RA-10-12M |
| 3/4 to 1/4 | 3/4 to 6 | 7/16 x 20 | 27.7 | 37RA-12-4 | 37RA-12-6M |
| 3/4 to 3/8 | 3/4 to 10 | 9/16 x 18 | 27.7 | 37RA-12-6 | 37RA-12-10M |
| 3/4 to 1/2 | 3/4 to 12 | 3/4 x 16 | 30.2 | 37RA-12-8 | 37RA-12-12M |
| 3/4 to 5/8 | 3/4 to 16 | 7/8 x 14 | 42.1 | 37RA-12-10 | 37RA-12-16M |
| 7/8 to 3/8 | 7/8 to 10 | 9/16 x 18 | 28.7 | 37RA-14-6 | 37RA-14-10M |
| 7/8 to 5/8 | 7/8 to 16 | 7/8 x 14 | 33.7 | 37RA-14-10 | 37RA-14-16M |
| 7/8 to 3/4 | 7/8 to 18 | 1-1/16 x 12 | 46.7 | 37RA-14-12 | 37RA-14-18M |
| 1 to 3/4 | 1 to 18 | 1-1/16 x 12 | 37.3 | 37RA-16-12 | 37RA-16-18M |
| - | 1 to 20 | 1-1/16 x 12 | 37.3 | - | 37RA-16-20M |
| 1 to 7/8 | - | 1-3/16 x 12 | 48.5 | 37RA-16-14 | - |

Dimensions are for reference only and are subject to change

Extender and Expander (37° Flare to Swivel Nut)

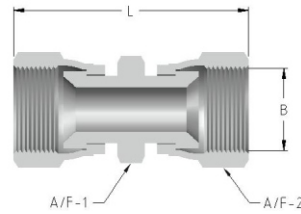


STANDARD CONFIGURATION DIMENSIONS

| Tube OD | End Size | Tube OD | End Size | SAE / MS Straight Thread | SAE / MS Straight Thread | L | A/F-1 | A/F-2 | Dawsons-Tech Part No. | |
|---------|----------|---------|----------|-----------------------------|-----------------------------|------|-------|-------|--------------------------|--------------|
| | | | | A | B | | | | Inch | Metric |
| 1/4 | 1/4 | 6 | 6 | 7/16 x 20 | 7/16 x 20 | 35.3 | 9/16 | 9/16 | 37EE-4-4 | 37EE-6M-6M |
| 3/8 | 1/4 | 10 | 6 | 9/16 x 18 | 7/16 x 20 | 38.1 | 5/8 | 7/16 | 37EE-6-4 | 37EE-10M-6M |
| 3/8 | 3/8 | 10 | 10 | 9/16 x 18 | 9/16 x 18 | 38.1 | 5/8 | 11/16 | 37EE-6-6 | 37EE-10M-10M |
| 1/2 | 3/8 | 12 | 10 | 3/4 x 16 | 9/16 x 18 | 43.4 | 13/16 | 11/16 | 37EE-8-6 | 37EE-12M-10M |
| 1/2 | 1/2 | 12 | 12 | 3/4 x 16 | 3/4 x 16 | 43.7 | 13/16 | 7/8 | 37EE-8-8 | 37EE-12M-12M |
| 5/8 | 1/2 | 16 | 12 | 7/8 x 14 | 3/4 x 16 | 51.1 | 13/16 | 7/8 | 37EE-10-8 | 37EE-16M-12M |
| 5/8 | 5/8 | 16 | 16 | 7/8 x 14 | 7/8 x 16 | 49.0 | 1 | 1 | 37EE-10-10 | 37EE-16M-16M |
| 3/4 | 5/8 | 18 | 16 | 1-1/16 x 12 | 7/8 x 14 | 55.9 | 1-1/8 | 1 | 37EE-12-10 | 37EE-18M-16M |
| 3/4 | 3/4 | 18 | 18 | 1-1/16 x 12 | 1-1/16 x 12 | 55.6 | 1-1/4 | 1-1/4 | 37EE-12-12 | 37EE-18M-18M |
| 1 | 3/4 | 25 | 18 | 1-5/16 x 12 | 1-1/16 x 12 | 62.7 | 1-1/2 | 1-1/4 | 37EE-16-12 | 37EE-25M-18M |
| 1 | 1 | 25 | 25 | 1-5/16 x 12 | 1-5/16 x 12 | 56.9 | 1-1/2 | 1-1/2 | 37EE-16-16 | 37EE-25M-25M |

Dimensions are for reference only and are subject to change

Swivel Union (Swivel Nut to Swivel Nut)

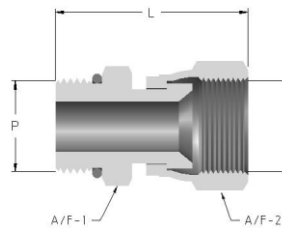


STANDARD CONFIGURATION DIMENSIONS

| Tube OD | | SAE / MS Straight Thread | L | A/F-1 | A/F-2 | Dawsons-Tech Part No. | |
|---------|--------|-----------------------------|------|-------|-------|--------------------------|----------|
| Inch | Metric | B | | | | Inch | Inch |
| 1/4 | 6 | 7/16 x 20 | 37.6 | 9/16 | 9/16 | 37SU-4 | 37SU-6M |
| 3/8 | 10 | 9/16 x 18 | 44.5 | 11/16 | 11/16 | 37SU-6 | 37SU-10M |
| 1/2 | 12 | 3/4 x 16 | 51.3 | 7/8 | 7/8 | 37SU-8 | 37SU-12M |
| 5/8 | 16 | 7/8 x 14 | 56.9 | 1 | 1 | 37SU-10 | 37SU-16M |
| 3/4 | 18 | 1-1/16 x 12 | 58.7 | 1-1/4 | 1-1/4 | 37SU-12 | 37SU-18M |
| 1 | 25 | 1-5/16 x 12 | 69.9 | 1-1/2 | 1-1/2 | 37SU-16 | 37SU-25M |

Dimensions are for reference only and are subject to change

Swivel Male Connector (SAE / MS Straight Thread to Swivel Nut)

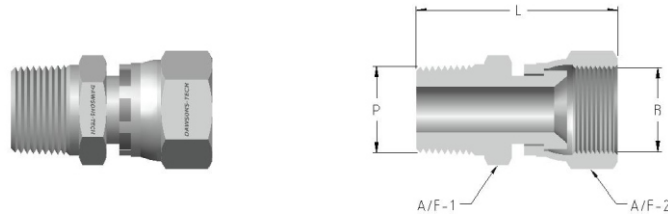


STANDARD CONFIGURATION DIMENSIONS

| Tube OD | | SAE / MS Straight Thread | SAE / MS Straight Thread | L | A/F-1 | A/F-2 | Dawsons-Tech Part No. | |
|---------|--------|-----------------------------|-----------------------------|------|-------|-------|--------------------------|----------------|
| Inch | Metric | P | B | | | | Inch | Inch |
| 1/4 | 6 | 7/16 x 20 | 7/16 x 20 | 33.3 | 9/16 | 9/16 | 37SMC-4-7SE | 37SMC-6M-7SE |
| 1/4 | 6 | 9/16 x 18 | 7/16 x 20 | 33.8 | 11/16 | 9/16 | 37SMC-4-9SE | 37SMC-6M-9SE |
| 5/16 | 8 | 1/2 x 20 | 1/2 x 20 | 35.3 | 5/8 | 5/8 | 37SMC-7-8SE | 37SMC-8M-8SE |
| 3/8 | 10 | 7/16 x 20 | 9/16 x 18 | 34.8 | 9/16 | 11/16 | 37SMC-6-7SE | 37SMC-10M-7SE |
| 3/8 | 10 | 9/16 x 18 | 9/16 x 18 | 36.3 | 11/16 | 11/16 | 37SMC-6-9SE | 37SMC-10M-9SE |
| 3/8 | 10 | 3/4 x 16 | 9/16 x 18 | 38.1 | 7/8 | 11/16 | 37SMC-6-12SE | 37SMC-10M-12SE |
| 1/2 | 12 | 3/4 x 16 | 3/4 x 16 | 40.9 | 7/8 | 7/8 | 37SMC-8-12SE | 37SMC-12M-12SE |
| 1/2 | 12 | 9/16 x 18 | 3/4 x 16 | 39.1 | 13/16 | 7/8 | 37SMC-8-9SE | 37SMC-12M-9SE |
| 1/2 | 12 | 7/8 x 14 | 3/4 x 16 | 45.2 | 1 | 7/8 | 37SMC-8-14SE | 37SMC-12M-14SE |
| 5/8 | 16 | 3/4 x 16 | 7/8 x 14 | 44.4 | 1 | 1 | 37SMC-10-12SE | 37SMC-16M-12SE |
| 5/8 | 16 | 7/8 x 14 | 7/8 x 14 | 46.0 | 1 | 1 | 37SMC-10-14SE | 37SMC-16M-14SE |
| 5/8 | 16 | 1-1/16 x 12 | 7/8 x 14 | 47.0 | 1-1/4 | 1 | 37SMC-10-17SE | 37SMC-16M-17SE |
| 3/4 | 18 | 7/8 x 14 | 1-1/16 x 12 | 53.3 | 1-1/4 | 1-1/4 | 37SMC-12-14SE | 37SMC-18M-14SE |
| 3/4 | 18 | 1-1/16 x 12 | 1-1/16 x 12 | 52.6 | 1-1/4 | 1-1/4 | 37SMC-12-17SE | 37SMC-18M-17SE |
| 3/4 | 18 | 1-5/16 x 12 | 1-1/16 x 12 | 51.8 | 1-1/2 | 1-1/4 | 37SMC-12-21SE | 37SMC-18M-21SE |
| 1 | 25 | 1-1/16 x 12 | 1-5/16 x 12 | 54.3 | 1-1/2 | 1-1/2 | 37SMC-16-17SE | 37SMC-25M-17SE |
| 1 | 25 | 1-5/16 x 12 | 1-5/16 x 12 | 54.3 | 1-1/2 | 1-1/2 | 37SMC-16-21SE | 37SMC-25M-21SE |

Dimensions are for reference only and are subject to change

Swivel Male Connector (Male NPT Thread to Swivel Nut)

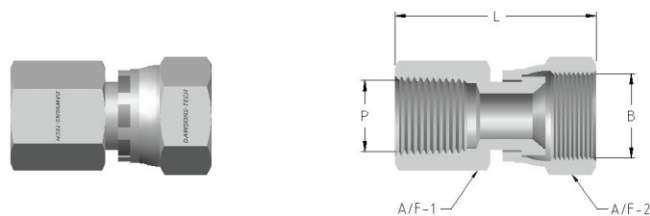


STANDARD CONFIGURATION DIMENSIONS

| Tube OD | | NPT Male Pipe Thread | SAE / MS Straight Thread | L | A/F-1 | A/F-2 | Dawsons-Tech Part No. | |
|---------|--------|----------------------|--------------------------|------|-------|--------|-----------------------|---------------|
| Inch | Metric | | B | | | | Inch | Inch |
| | | P | UN / UNF | mm | Inch | Inch | | |
| 1/4 | 6 | 1/8 x 27 | 7/16 x 20 | 30.7 | 9/16 | 9/16 | 37SMC-4-2N | 37SMC-6M-2N |
| 1/4 | 6 | 1/4 x 18 | 7/16 x 20 | 39.1 | 9/16 | 9/16 | 37SMC-4-4N | 37SMC-6M-4N |
| 5/16 | 8 | 1/4 x 18 | 1/2 x 20 | 40.6 | 5/8 | 5/8 | 37SMC-7-4N | 37SMC-8M-4N |
| 3/8 | 10 | 1/4 x 18 | 9/16 x 18 | 46.2 | 11/16 | 11/16 | 37SMC-6-4N | 37SMC-10M-4N |
| 3/8 | 10 | 3/8 x 18 | 9/16 x 18 | 42.9 | 3/4 | 11/16 | 37SMC-6-6N | 37SMC-10M-6N |
| 1/2 | 12 | 3/8 x 18 | 3/4 x 16 | 44.2 | 7/8 | 7/8 | 37SMC-8-6N | 37SMC-12M-6N |
| 1/2 | 12 | 1/2 x 14 | 3/4 x 16 | 50.0 | 7/8 | 7/8 | 37SMC-8-8N | 37SMC-12M-8N |
| 5/8 | 16 | 1/2 x 14 | 7/8 x 14 | 52.0 | 1 | 1 | 37SMC-10-8N | 37SMC-16M-8N |
| 5/8 | 16 | 3/8 x 18 | 7/8 x 14 | 46.7 | 1 | 1 | 37SMC-10-6N | 37SMC-16M-6N |
| 3/4 | 18 | 3/4 x 14 | 1-1/16 x 12 | 54.6 | 1-1/4 | 1-1/4 | 37SMC-12-12N | 37SMC-18M-12N |
| 3/4 | 18 | 1/2 x 14 | 1-1/16 x 12 | 54.6 | 1-1/4 | 1-1/4 | 37SMC-12-8N | 37SMC-18M-8N |
| 1 | 25 | 3/4 x 14 | 1-5/16 x 12 | 59.2 | 1-1/2 | 1-5/16 | 37SMC-16-12N | 37SMC-25M-12N |
| 1 | 25 | 1 x 11-1/2 | 1-5/16 x 12 | 63.5 | 1-1/2 | 1-5/16 | 37SMC-16-24N | 37SMC-25M-16N |

Dimensions are for reference only and are subject to change

Swivel Female Connector (Female NPT Thread to Swivel Nut)

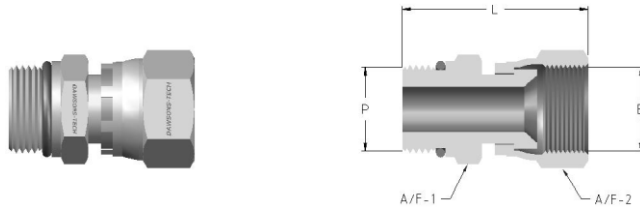


STANDARD CONFIGURATION DIMENSIONS

| Tube OD | | NPT Female Pipe Thread | SAE / MS Straight Thread | L | A/F-1 | A/F-2 | Dawsons-Tech Part No. | |
|---------|--------|------------------------|--------------------------|------|-------|-------|-----------------------|---------------|
| Inch | Metric | | B | | | | Inch | Inch |
| | | P | UN / UNF | mm | Inch | Inch | | |
| 1/4 | 6 | 1/8 x 27 | 7/16 x 20 | 32.3 | 9/16 | 9/16 | 37SFC-4-2N | 37SFC-6M-2N |
| 1/4 | 6 | 1/4 x 18 | 7/16 x 20 | 36.3 | 3/4 | 9/16 | 37SFC-4-4N | 37SFC-6M-4N |
| 3/8 | 10 | 1/4 x 18 | 9/16 x 18 | 36.6 | 3/4 | 11/16 | 37SFC-6-4N | 37SFC-10M-4N |
| 3/8 | 10 | 3/8 x 18 | 9/16 x 18 | 39.1 | 7/8 | 11/16 | 37SFC-6-6N | 37SFC-10M-6N |
| 3/8 | 10 | 1/2 x 14 | 9/16 x 18 | 45.7 | 1-1/8 | 11/16 | 37SFC-6-8N | 37SFC-10M-8N |
| 1/2 | 12 | 3/8 x 18 | 3/4 x 16 | 42.9 | 7/8 | 7/8 | 37SFC-8-6N | 37SFC-12M-6N |
| 1/2 | 12 | 1/2 x 14 | 3/4 x 16 | 49.2 | 1-1/8 | 7/8 | 37SFC-8-8N | 37SFC-12M-8N |
| 5/8 | 16 | 1/2 x 14 | 7/8 x 14 | 50.3 | 1-1/8 | 1 | 37SFC-10-8N | 37SFC-16M-8N |
| 3/4 | 18 | 1/2 x 14 | 1-1/16 x 12 | 50.8 | 1-1/4 | 1-1/4 | 37SFC-12-8N | 37SFC-18M-8N |
| 3/4 | 18 | 3/4 x 14 | 1-1/16 x 12 | 51.0 | 1-3/8 | 1-1/4 | 37SFC-12-12N | 37SFC-18M-12N |
| 1 | 25 | 1 x 11-1/2 | 1-5/16 x 12 | 63.0 | 1-5/8 | 1-1/2 | 37SFC-16-16N | 37SFC-25M-16N |

Dimensions are for reference only and are subject to change

Swivel Male Connector (Male ISO 6149 Metric Thread to Swivel Nut)

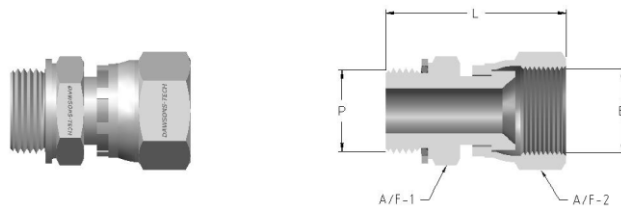


STANDARD CONFIGURATION DIMENSIONS

| Tube OD | | Male Metric Parallel Thread P | SAE / MS Straight Thread | L | A/F-1 | A/F-2 | Dawsons-Tech Part No. | |
|---------|--------|----------------------------------|--------------------------|------|--------|-------|-----------------------|---------------|
| Inch | Metric | | B | | | | UN / UNF | mm |
| 1/4 | 6 | M10 X 1 | 7/16 x 20 | 31.9 | 9/16 | 9/16 | 37SMC-4-M10 | 37SMC-6M-M10 |
| 5/16 | 8 | M12 X 1.5 | 1/2 x 20 | 35.6 | 11/16 | 5/8 | 37SMC-5-M12 | 37SMC-8M-M12 |
| 3/8 | 10 | M14 X 1.5 | 9/16 x 18 | 37.2 | 15/16 | 11/16 | 37SMC-6-M14 | 37SMC-10M-M14 |
| 1/2 | 12 | M16 X 1.5 | 3/4 x 16 | 41.8 | 7/8 | 7/8 | 37SMC-8-M16 | 37SMC-12M-M16 |
| 5/8 | 14 | M22 X 1.5 | 7/8 x 14 | 47.6 | 1-1/16 | 1 | 37SMC-10-M22 | 37SMC-14M-M22 |
| - | 15 | M22 X 1.5 | 7/8 x 14 | 47.6 | 1-1/16 | 1 | - | 37SMC-15M-M22 |
| - | 16 | M22 X 1.5 | 7/8 x 14 | 47.6 | 1-1/16 | 1 | - | 37SMC-16M-M22 |
| 3/4 | 18 | M27 X 2 | 1-1/16 x 12 | 51.7 | 1-1/4 | 1-1/4 | 37SMC-12-M27 | 37SMC-18M-M27 |
| - | 20 | M27 X 2? | 1-1/16 x 12 | 51.7 | 1-1/4 | 1-1/4 | - | 37SMC-20M-M27 |
| 1 | 25 | M33 X 2 | 1-5/16 x 12 | 56.9 | 1-5/8 | 1-1/2 | 37SMC-16-M33 | 37SMC-25M-M33 |

Dimensions are for reference only and are subject to change

Swivel Male Connector (Male Metric Thread 'OR' to Swivel Nut)

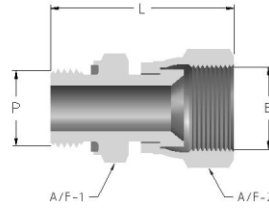


STANDARD CONFIGURATION DIMENSIONS

| Tube OD | | Male Metric Parallel Thread P | SAE / MS Straight Thread | L | A/F-1 | A/F-2 | Dawsons-Tech Part No. | |
|---------|--------|----------------------------------|--------------------------|------|--------|-------|-----------------------|-----------------|
| Inch | Metric | | B | | | | UN / UNF | mm |
| 1/4 | 6 | M10 x 1 | 7/16 x 20 | 30.2 | 9/16 | 9/16 | 37SMC-4-M10OR | 37SMC-6M-M10OR |
| 5/16 | 8 | M12 x 1.5 | 1/2 x 20 | 35.6 | 11/16 | 5/8 | 37SMC-5-M12OR | 37SMC-8M-M12OR |
| 3/8 | 10 | M14 x 1.5 | 9/16 x 18 | 37.2 | 15/16 | 11/16 | 37SMC-6-M14OR | 37SMC-10M-M14OR |
| 1/2 | 12 | M16 x 1.5 | 3/4 x 16 | 42.4 | 7/8 | 7/8 | 37SMC-8-M16OR | 37SMC-12M-M16OR |
| 5/8 | 14 | M22 x 1.5 | 7/8 x 14 | 47.9 | 1-1/16 | 1 | 37SMC-10-M22OR | 37SMC-14M-M22OR |
| - | 15 | M22 x 1.5 | 7/8 x 14 | 47.9 | 1-1/16 | 1 | - | 37SMC-15M-M22OR |
| - | 16 | M22 x 1.5 | 7/8 x 14 | 47.9 | 1-1/16 | 1 | - | 37SMC-16M-M22OR |
| 3/4 | 18 | M27 x 2 | 1-1/16 x 12 | 52.3 | 1-1/4 | 1-1/4 | 37SMC-12-M27OR | 37SMC-18M-M27OR |
| - | 20 | M27 x 2 | 1-1/16 x 12 | 52.3 | 1-1/4 | 1-1/4 | - | 37SMC-20M-M27OR |
| 1 | 25 | M33 x 2 | 1-5/16 x 12 | 57.4 | 1-5/8 | 1-1/2 | 37SMC-16-M33OR | 37SMC-25M-M33OR |

Dimensions are for reference only and are subject to change

Swivel Male Connector (Male Metric Thread 'EO' to Swivel Nut)

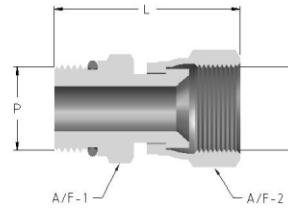


STANDARD CONFIGURATION DIMENSIONS

| Tube OD | | Male Metric Parallel Thread | SAE / MS Straight Thread | L | A/F-1 | A/F-2 | Dawsons-Tech Part No. | |
|---------|--------|-----------------------------|--------------------------|------|--------|-------|-----------------------|-----------------|
| Inch | Metric | P | B | | | | UN / UNF | Inch |
| 1/4 | 6 | M10 x 1 | 7/16 x 20 | 29.7 | 9/16 | 9/16 | 37SMC-4-M10EO | 37SMC-6M-M10EO |
| 5/16 | 8 | M12 x 1.5 | 1/2 x 20 | 36.6 | 11/16 | 5/8 | 37SMC-5-M12EO | 37SMC-8M-M12EO |
| 3/8 | 10 | M14 x 1.5 | 9/16 x 18 | 38.2 | 15/16 | 11/16 | 37SMC-6-M14EO | 37SMC-10M-M14EO |
| 1/2 | 12 | M16 x 1.5 | 3/4 x 16 | 42.3 | 7/8 | 7/8 | 37SMC-8-M16EO | 37SMC-12M-M16EO |
| 5/8 | 14 | M22 x 1.5 | 7/8 x 14 | 48.6 | 1-1/16 | 1 | 37SMC-10-M22EO | 37SMC-14M-M22EO |
| - | 15 | M22 x 1.5 | 7/8 x 14 | 48.6 | 1-1/16 | 1 | - | 37SMC-15M-M22EO |
| - | 16 | M22 x 1.5 | 7/8 x 14 | 48.6 | 1-1/16 | 1 | - | 37SMC-16M-M22EO |
| 3/4 | 18 | M27 x 2 | 1-1/16 x 12 | 51.7 | 1-1/4 | 1-1/4 | 37SMC-12-M27EO | 37SMC-18M-M27EO |
| - | 20 | M27 x 2 | 1-1/16 x 12 | 51.7 | 1-1/4 | 1-1/4 | - | 37SMC-20M-M27EO |
| 1 | 25 | M33 x 2 | 1-5/16 x 12 | 59.0 | 1-5/8 | 1-1/2 | 37SMC-16-M33EO | 37SMC-25M-M33EO |

Dimensions are for reference only and are subject to change

Male Connector (Male BSP Parallel Thread 'EO' to Swivel Nut)

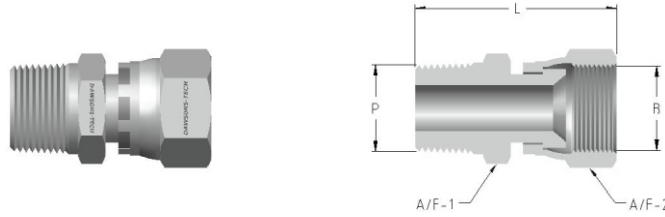


STANDARD CONFIGURATION DIMENSIONS

| Tube OD | | BSP Male Pipe Thread | SAE / MS Straight Thread | L | A/F-1 | A/F-2 | Dawsons-Tech Part No. | |
|---------|--------|----------------------|--------------------------|------|--------|-------|-----------------------|----------------|
| Inch | Metric | P | B | | | | UN / UNF | Inch |
| 1/4 | 6 | 1/8 x 28 | 7/16 x 20 | 29.7 | 9/16 | 9/16 | 37SMC-4-2EO | 37SMC-6M-2EO |
| 1/4 | 6 | 1/4 x 19 | 7/16 x 20 | 35.2 | 3/4 | 9/16 | 37SMC-4-4EO | 37SMC-6M-4EO |
| 5/16 | 8 | 1/8 x 28 | 1/2 x 20 | 32.8 | 9/16 | 5/8 | 37SMC-5-2EO | 37SMC-8M-2EO |
| 5/16 | 8 | 1/4 x 19 | 1/2 x 20 | 37.2 | 3/4 | 5/8 | 37SMC-5-4EO | 37SMC-8M-4EO |
| 3/8 | 10 | 1/4 x 19 | 9/16 x 18 | 38.7 | 3/4 | 11/16 | 37SMC-6-4EO | 37SMC-10M-4EO |
| 3/8 | 10 | 3/8 x 19 | 9/16 x 18 | 39.2 | 7/8 | 11/16 | 37SMC-6-6EO | 37SMC-10M-6EO |
| 1/2 | 12 | 1/4 x 19 | 3/4 x 16 | 42.3 | 3/4 | 7/8 | 37SMC-8-4EO | 37SMC-12M-4EO |
| 1/2 | 12 | 3/8 x 19 | 3/4 x 16 | 42.3 | 7/8 | 7/8 | 37SMC-8-6EO | 37SMC-12M-6EO |
| 5/8 | 14 | 3/8 x 19 | 7/8 x 14 | 46.6 | 7/8 | 1 | 37SMC-10-6EO | 37SMC-14M-6EO |
| - | 15 | 3/8 x 19 | 7/8 x 14 | 46.6 | 7/8 | 1 | - | 37SMC-15M-6EO |
| - | 16 | 3/8 x 19 | 7/8 x 14 | 46.6 | 7/8 | 1 | - | 37SMC-16M-6EO |
| 5/8 | 14 | 1/2 x 14 | 7/8 x 14 | 48.6 | 1-1/16 | 1 | 37SMC-10-8EO | 37SMC-14M-8EO |
| - | 15 | 1/2 x 14 | 7/8 x 14 | 48.6 | 1-1/16 | 1 | - | 37SMC-15M-8EO |
| - | 16 | 1/2 x 14 | 7/8 x 14 | 48.6 | 1-1/16 | 1 | - | 37SMC-16M-8EO |
| 3/4 | 18 | 1/2 x 14 | 1-1/16 x 12 | 49.7 | 1-1/16 | 1-1/4 | 37SMC-12-8EO | 37SMC-18M-8EO |
| - | 20 | 1/2 x 14 | 1-1/16 x 12 | 49.7 | 1-1/16 | 1-1/4 | - | 37SMC-20M-8EO |
| 3/4 | 18 | 3/4 x 14 | 1-1/16 x 12 | 51.7 | 1-1/4 | 1-1/4 | 37SMC-12-12EO | 37SMC-18M-12EO |
| - | 20 | 3/4 x 14 | 1-1/16 x 12 | 51.7 | 1-1/4 | 1-1/4 | - | 37SMC-20M-12EO |
| 1 | 25 | 3/4 x 14 | 1-5/16 x 12 | 57.0 | 1-1/4 | 1-1/2 | 37SMC-16-12EO | 37SMC-25M-12EO |
| 1 | 25 | 1 x 11 | 1-5/16 x 12 | 59.0 | 1-5/8 | 1-1/2 | 37SMC-16-16EO | 37SMC-25M-16EO |

Dimensions are for reference only and are subject to change

Swivel Male Connector (Male BSP Taper Thread to Swivel Nut)

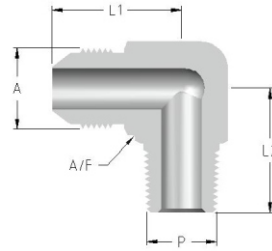


STANDARD CONFIGURATION DIMENSIONS

| Tube OD | | BSPT Male Pipe Thread | SAE / MS Straight Thread | L | A/F-1 | A/F-2 | Dawsons-Tech Part No. | |
|---------|--------|-----------------------|--------------------------|------|--------|-------|-----------------------|----------------|
| Inch | Metric | | B | | | | UN / UNF | Inch |
| 1/4 | 6 | 1/8 x 28 | 7/16 x 20 | 31.0 | 1/2 | 9/16 | 37SMC-4-2RT | 37SMC-6M-2RT |
| 1/4 | 6 | 1/4 x 19 | 7/16 x 20 | 35.7 | 9/16 | 9/16 | 37SMC-4-4RT | 37SMC-6M-4RT |
| 5/16 | 8 | 1/4 x 19 | 1/2 x 20 | 38.4 | 9/16 | 5/8 | 37SMC-5-4RT | 37SMC-8M-4RT |
| 3/8 | 10 | 1/4 x 19 | 9/16 x 18 | 39.7 | 9/16 | 11/16 | 37SMC-6-4RT | 37SMC-10M-4RT |
| 3/8 | 10 | 3/8 x 19 | 9/16 x 18 | 39.7 | 3/4 | 11/16 | 37SMC-6-6RT | 37SMC-10M-6RT |
| 1/2 | 12 | 1/4 x 19 | 3/4 x 16 | 42.8 | 3/4 | 7/8 | 37SMC-8-4RT | 37SMC-12M-4RT |
| 1/2 | 12 | 3/8 x 19 | 3/4 x 16 | 42.8 | 3/4 | 7/8 | 37SMC-8-6RT | 37SMC-12M-6RT |
| 5/8 | 14 | 1/2 x 14 | 7/8 x 14 | 51.2 | 7/8 | 1 | 37SMC-10-8RT | 37SMC-14M-8RT |
| - | 15 | 1/2 x 14 | 7/8 x 14 | 51.2 | 7/8 | 1 | - | 37SMC-15M-8RT |
| - | 16 | 1/2 x 14 | 7/8 x 14 | 51.2 | 7/8 | 1 | - | 37SMC-16M-8RT |
| 3/4 | 20 | 1/2 x 14 | 1-1/16 x 12 | 53.2 | 1-1/16 | 1-1/4 | 37SMC-12-8RT | 37SMC-20M-8RT |
| 3/4 | 18 | 3/4 x 14 | 1-1/16 x 12 | 53.2 | 1-1/16 | 1-1/4 | 37SMC-12-12RT | 37SMC-18M-12RT |
| - | 20 | 3/4 x 14 | 1-1/16 x 12 | 53.2 | 1-1/16 | 1-1/4 | - | 37SMC-20M-12RT |
| 1 | 25 | 3/4 x 14 | 1-5/16 x 12 | 55.7 | 1-1/4 | 1-1/2 | 37SMC-16-12RT | 37SMC-25M-12RT |
| 1 | 25 | 1 x 11 | 1-5/16 x 12 | 62.5 | 1-7/16 | 1-1/2 | 37SMC-16-16RT | 37SMC-25M-16RT |

Dimensions are for reference only and are subject to change

Male Elbow (37° Flare to Male NPT Thread)

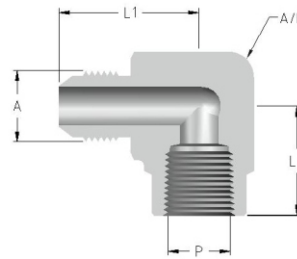



STANDARD CONFIGURATION DIMENSIONS

| Tube OD | | NPT Male Pipe Thread | SAE / MS Straight Thread | L1 | L2 | A/F | Dawsons-Tech Part No. | |
|---------|--------|----------------------|--------------------------|------|------|--------|-----------------------|--------------|
| Inch | Metric | | A | | | | Inch | Metric |
| 1/8 | - | 1/8 x 27 | 5/16 x 24 | 19.6 | 18.3 | 7/16 | 37ME-2-2N | - |
| 3/16 | - | 1/8 x 27 | 3/8 x 24 | 21.1 | 18.3 | 7/16 | 37ME-3-2N | - |
| 1/4 | 6 | 1/8 x 27 | 7/16 x 20 | 22.6 | 19.8 | 7/16 | 37ME-4-2N | 37ME-6M-2N |
| 1/4 | 6 | 1/4 x 18 | 7/16 x 20 | 26.9 | 27.7 | 9/16 | 37ME-4-4N | 37ME-6M-4N |
| 5/16 | 8 | 1/8 x 27 | 1/2 x 20 | 24.1 | 19.8 | 9/16 | 37ME-5-2N | 37ME-8M-2N |
| 5/16 | 8 | 1/4 x 18 | 1/2 x 20 | 26.9 | 27.7 | 9/16 | 37ME-5-4N | 37ME-8M-4N |
| 3/8 | 10 | 1/8 x 27 | 9/16 x 18 | 26.9 | 22.8 | 9/16 | 37ME-6-2N | 37ME-10M-2N |
| 3/8 | 10 | 1/4 x 18 | 9/16 x 18 | 26.9 | 27.7 | 9/16 | 37ME-6-4N | 37ME-10M-4N |
| 3/8 | 10 | 3/8 x 18 | 9/16 x 18 | 29.0 | 31.0 | 3/4 | 37ME-6-6N | 37ME-10M-6N |
| 3/8 | 10 | 1/2 x 14 | 9/16 x 18 | 31.2 | 37.3 | 7/8 | 37ME-6-8N | 37ME-10M-8N |
| 1/2 | 12 | 1/4 x 18 | 3/4 x 16 | 31.8 | 31.0 | 3/4 | 37ME-8-4N | 37ME-12M-4N |
| 1/2 | 12 | 3/8 x 18 | 3/4 x 16 | 31.8 | 31.0 | 3/4 | 37ME-8-6N | 37ME-12M-6N |
| 1/2 | 12 | 1/2 x 14 | 3/4 x 16 | 33.7 | 37.3 | 7/8 | 37ME-8-8N | 37ME-12M-8N |
| 1/2 | 12 | 3/4 x 14 | 3/4 x 16 | 36.0 | 40.4 | 1-1/16 | 37ME-8-12N | 37ME-12M-12N |
| 5/8 | 16 | 3/8 x 18 | 7/8 x 14 | 36.8 | 32.5 | 7/8 | 37ME-10-6N | 37ME-16M-6N |
| 5/8 | 16 | 1/2 x 14 | 7/8 x 14 | 36.8 | 37.3 | 7/8 | 37ME-10-8N3 | 37ME-16M-8N |
| 5/8 | 16 | 3/4 x 14 | 7/8 x 14 | 38.9 | 40.4 | 1-1/16 | 7ME-10-12N | 37ME-16M-12N |
| 3/4 | 18 | 1/2 x 14 | 1-1/16 x 12 | 41.0 | 40.4 | 1-1/16 | 37ME-12-8N | 37ME-18M-8N |
| 3/4 | 18 | 3/4 x 14 | 1-1/16 x 12 | 41.0 | 40.4 | 1-1/16 | 37ME-12-12N | 37ME-18M-12N |
| - | 20 | 3/4 x 14 | 1-1/16 x 12 | 41.0 | 40.4 | 1-1/16 | - | 37ME-20M-12N |
| 7/8 | - | 3/4 x 14 | 1-3/16 x 12 | 45.7 | 42.9 | 1-5/16 | 37ME-14-12N | - |
| 1 | 25 | 3/4 x 14 | 1-5/16 x 12 | 46.0 | 45.2 | 1-5/16 | 37ME-16-12N | 37ME-25M-12N |
| 1 | 25 | 1 x 11-1/2 | 1-5/16 x 12 | 46.0 | 50.0 | 1-5/16 | 37ME-16-16N | 37ME-25M-16N |

Dimensions are for reference only and are subject to change

Female Elbow (37° Flare to Female NPT Thread)

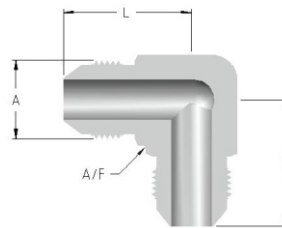


STANDARD CONFIGURATION DIMENSIONS

| Tube OD | | NPT Female Pipe Thread | SAE / MS Straight Thread | L1 | L2 | A/F | Dawsons-Tech Part No. | |
|---------|--------|------------------------|--------------------------|------|------|--------|-----------------------|--------------|
| Inch | Metric | | A | | | | Inch | Metric |
| 1/8 | - | 1/8 x 27 | 5/16 x 24 | 25.4 | 16.8 | 9/16 | 37FE-2-2N | - |
| 3/16 | - | 1/8 x 27 | 3/8 x 24 | 26.2 | 16.8 | 9/16 | 37FE-3-2N | - |
| 1/4 | 6 | 1/8 x 27 | 7/16 x 20 | 27.7 | 16.8 | 9/16 | 37FE-4-2N | 37FE-6M-2N |
| 1/4 | 6 | 1/4 x 18 | 7/16 x 20 | 30.9 | 22.4 | 3/4 | 37FE-4-4N | 37FE-6M-4N |
| 5/16 | 8 | 1/8 x 27 | 1/2 x 20 | 27.4 | 16.8 | 9/16 | 37FE-5-2N | 37FE-8M-2N |
| 5/16 | 8 | 1/4 x 18 | 1/2 x 20 | 28.7 | 22.4 | 3/4 | 37FE-5-4N | 37FE-8M-4N |
| 3/8 | 10 | 1/8 x 27 | 9/16 x 18 | 31.2 | 17.0 | 9/16 | 37FE-6-2N | 37FE-10M-2N |
| 3/8 | 10 | 1/4 x 18 | 9/16 x 18 | 31.2 | 22.4 | 3/4 | 37FE-6-4N | 37FE-10M-4N |
| 3/8 | 10 | 3/8 x 18 | 9/16 x 18 | 33.2 | 25.9 | 7/8 | 37FE-6-6N | 37FE-10M-6N |
| 1/2 | 12 | 1/4 x 18 | 3/4 x 16 | 36.1 | 25.9 | 3/4 | 37FE-8-4N | 37FE-12M-4N |
| 1/2 | 12 | 3/8 x 18 | 3/4 x 16 | 36.1 | 25.9 | 7/8 | 37FE-8-6N | 37FE-12M-6N |
| 1/2 | 12 | 1/2 x 14 | 3/4 x 16 | 38.6 | 31.2 | 1-1/16 | 37FE-8-8N | 37FE-12M-8N |
| 5/8 | 16 | 1/2 x 14 | 7/8 x 14 | 41.7 | 31.2 | 1-1/16 | 37FE-10-8N | 37FE-16M-8N |
| 3/4 | 18 | 1/2 x 14 | 1-1/16 x 12 | 48.0 | 34.3 | 1-1/16 | 37FE-12-8N | 37FE-18M-8N |
| 3/4 | 18 | 3/4 x 14 | 1-1/16 x 12 | 48.0 | 34.5 | 1-5/16 | 37FE-12-12N | 37FE-18M-12N |
| - | 20 | 3/4 x 14 | 1-1/16 x 12 | 48.0 | 34.5 | 1-5/16 | - | 37FE-20M-12N |
| 7/8 | - | 3/4 x 14 | 1-3/16 x 12 | 47.2 | 36.1 | 1-5/16 | 37FE-14-12N | - |
| 1 | 25 | 1 x 11-1/2 | 1-5/16 x 12 | 55.1 | 41.4 | 1-5/8 | 37FE-16-16N | 37FE-25M-16N |

Dimensions are for reference only and are subject to change

Union Elbow (37° Flare to 37° Flare)

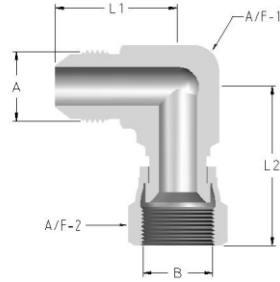


STANDARD CONFIGURATION DIMENSIONS

| Tube OD | | SAE / MS Straight Thread | L | A/F | Dawsons-Tech Part No. | |
|---------|--------|--------------------------|------|--------|-----------------------|----------|
| Inch | Metric | A | | | Inch | Metric |
| 1/8 | - | 5/16 x 24 | 19.6 | 7/16 | 37UE-2 | - |
| 3/16 | - | 3/8 x 24 | 21.1 | 7/16 | 37UE-3 | - |
| 1/4 | 6 | 7/16 x 20 | 22.6 | 7/16 | 37UE-4 | 37UE-6M |
| 5/16 | 8 | 1/2 x 20 | 24.1 | 9/16 | 37UE-5 | 37UE-8M |
| 3/8 | 10 | 9/16 x 18 | 26.9 | 9/16 | 37UE-6 | 37UE-10M |
| 1/2 | 12 | 3/4 x 16 | 31.8 | 3/4 | 37UE-8 | 37UE-12M |
| 5/8 | 16 | 7/8 x 14 | 36.8 | 7/8 | 37UE-10 | 37UE-16M |
| 3/4 | 18 | 1-1/16 x 12 | 42.2 | 1-1/16 | 37UE-12 | 37UE-18M |
| - | 20 | 1-1/16 x 12 | 42.5 | 1-1/16 | - | 37UE-20M |
| 7/8 | - | 1-3/16 x 12 | 45.7 | 1-5/16 | 37UE-14 | - |
| 1 | 25 | 1-5/16 x 12 | 46.0 | 1-5/16 | 37UE-16 | 37UE-25M |

Dimensions are for reference only and are subject to change

Swivel Nut Elbow (37° Flare to Swivel Nut)

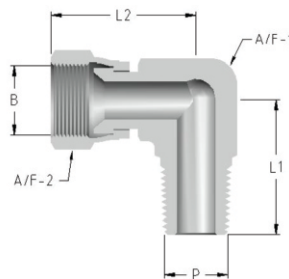


STANDARD CONFIGURATION DIMENSIONS

| Tube OD | End Size | Tube OD | End Size | SAE / MS | SAE / MS | L1 | L2 | A/F-1 | A/F-2 | Dawsons-Tech Part No. | |
|---------|----------|---------|----------|-----------------|----------|------|------|--------|-------|-----------------------|---------------|
| | | | | Straight Thread | | | | | | Straight Thread | |
| | | | | A | B | | | | | | |
| Inch | | Metric | | UN / UNF | | mm | mm | Inch | Inch | Inch | Metric |
| 3/16 | 3/16 | - | - | 3/8 x 24 | | 21.1 | 25.4 | 7/16 | 7/16 | 37SNE-3-3 | - |
| 1/4 | 1/4 | 6 | 6 | 7/16 x 20 | | 22.6 | 25.4 | 7/16 | 9/16 | 37SNE-4-4 | 37SNE-6M-6M |
| 5/16 | 5/16 | 8 | 8 | 1/2 x 20 | | 24.1 | 26.9 | 9/16 | 5/8 | 37SNE-5-5 | 37SNE-8M-8M |
| 3/8 | 3/8 | 10 | 10 | 9/16 x 18 | | 26.9 | 31.8 | 9/16 | 11/16 | 37SNE-6-6 | 37SNE-10M-10M |
| 1/2 | 1/2 | 12 | 12 | 3/4 x 16 | | 31.8 | 35.0 | 3/4 | 7/8 | 37SNE-8-8 | 37SNE-12M-12M |
| 5/8 | 5/8 | 16 | 16 | 7/8 x 14 | | 36.8 | 41.2 | 7/8 | 1 | 37SNE-10-10 | 37SNE-16M-16M |
| 3/4 | 3/4 | 18 | 18 | 1-1/16 x 12 | | 42.2 | 44.5 | 1-1/16 | 1-1/4 | 37SNE-12-12 | 37SNE-18M-18M |
| 7/8 | 7/8 | 20 | 20 | 1-3/16 x 12 | | 46.0 | 45.2 | 1-5/16 | 1-3/8 | 37SNE-14-14 | 37SNE-20M-20M |
| 1 | 3/4 | 25 | 18 | 1-5/16 x 12 | | 46.0 | 47.5 | 1-5/16 | 1-1/4 | 37SNE-16-12 | 37SNE-25M-18M |
| 1 | 1 | 25 | 25 | 1-5/16 x 12 | | 46.0 | 50.1 | 1-5/16 | 1-1/2 | 37SNE-16-16 | 37SNE-25M-25M |

Dimensions are for reference only and are subject to change

Swivel Male Elbow (Swivel Nut to Male NPT Thread)

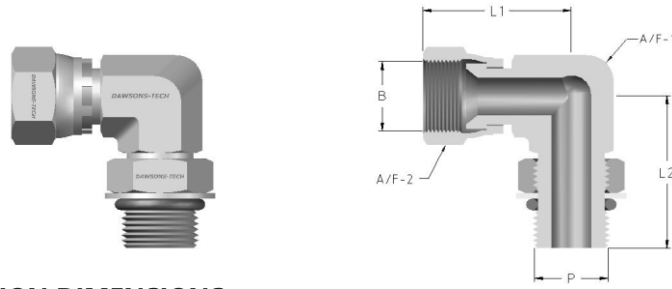


STANDARD CONFIGURATION DIMENSIONS

| Tube OD | | NPT Male Pipe Thread | SAE / MS | L1 | L2 | A/F-1 | A/F-2 | Dawsons-Tech Part No. | |
|---------|--------|----------------------|-----------------|------|------|--------|-------|-----------------------|---------------|
| | | | Straight Thread | | | | | Inch | Metric |
| | | P | B | | | | | | |
| Inch | Metric | P | UN / UNF | mm | mm | Inch | Inch | Inch | Metric |
| 1/4 | 6 | 1/8 x 27 | 7/16 x 20 | 20.0 | 25.6 | 7/16 | 9/16 | 37SME-4-2N | 37SME-6M-2N |
| 1/4 | 6 | 1/4 x 18 | 7/16 x 20 | 27.7 | 28.7 | 9/16 | 9/16 | 37SME-4-4N | 37SME-6M-4N |
| 3/8 | 10 | 1/4 x 18 | 9/16 x 18 | 27.7 | 31.7 | 9/16 | 11/16 | 37SME-6-4N | 37SME-10M-4N |
| 3/8 | 10 | 3/8 x 18 | 9/16 x 18 | 31.0 | 32.2 | 11/16 | 11/16 | 37SME-6-6N | 37SME-10M-6N |
| 1/2 | 12 | 3/8 x 18 | 3/4 x 16 | 31.0 | 35.0 | 11/16 | 7/8 | 37SME-8-6N | 37SME-12M-6N |
| 1/2 | 12 | 1/2 x 14 | 3/4 x 16 | 37.3 | 37.6 | 7/8 | 7/8 | 37SME-8-8N | 37SME-12M-8N |
| 5/8 | 16 | 1/2 x 14 | 7/8 x 14 | 37.5 | 41.1 | 7/8 | 1 | 37SME-10-8N | 37SME-16M-8N |
| 3/4 | 18 | 3/4 x 14 | 1-1/16 x 12 | 40.4 | 44.4 | 1-1/16 | 1-1/4 | 37SME-12-12N | 37SME-18M-12N |
| 1 | 25 | 1 x 11-1/2 | 1-5/16 x 12 | 50.0 | 51.0 | 1-5/16 | 1-1/2 | 37SME-16-16N | 37SME-25M-16N |

Dimensions are for reference only and are subject to change

Swivel Posisnable Male Elbow (Swivel Nut to SAE-MS Straight Thread)

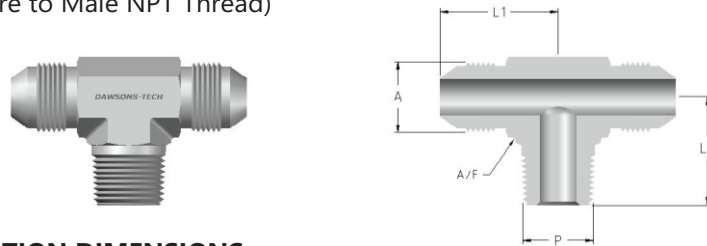


STANDARD CONFIGURATION DIMENSIONS

| Tube OD | | NPT Male Pipe Thread | SAE / MS Straight Thread | L1 | L2 | A/F-1 | A/F-2 | Dawsons-Tech Part No. | |
|---------|--------|----------------------|--------------------------|------|------|-------|-------|-----------------------|-----------------|
| Inch | Metric | P | B | mm | mm | Inch | Inch | Inch | Metric |
| 1/4 | 6 | 7/16 x 20 | 7/16 x 20 | 25.4 | 26.2 | 9/16 | 9/16 | 37SPME-4-7SE | 37SPME-6M-7SE |
| 3/8 | 10 | 9/16 x 18 | 9/16 x 18 | 31.7 | 31.7 | 5/8 | 11/16 | 37SPME-6-9SE | 37SPME-6M-9SE |
| 1/2 | 12 | 3/4 x 16 | 3/4 x 16 | 35.0 | 36.8 | 13/16 | 7/8 | 37SPME-8-12SE | 37SPME-10M-12SE |
| 5/8 | 16 | 7/8 x 14 | 7/8 x 14 | 41.1 | 43.2 | 1 | 1 | 37SPME-10-14SE | 37SPME-10M-14SE |
| 3/4 | 18 | 1-1/16 x 12 | 1-1/16 x 12 | 44.4 | 49.3 | 1-1/8 | 1-1/4 | 37SPME-12-17SE | 37SPME-12M-17SE |
| 1 | 25 | 1-5/16 x 12 | 1-5/16 x 12 | 50.8 | 52.0 | 1-3/8 | 1-1/2 | 37SPME-16-21SE | 37SPME-12M-21SE |

Dimensions are for reference only and are subject to change

Male Branch Tee (37° Flare to Male NPT Thread)

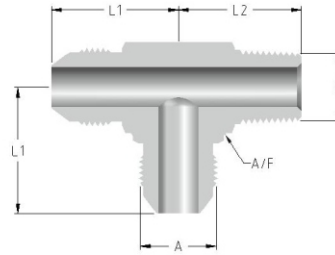


STANDARD CONFIGURATION DIMENSIONS

| Tube OD | | NPT Male Pipe Thread | SAE / MS Straight Thread | L1 | L2 | A/F | Dawsons-Tech Part No. | |
|---------|--------|----------------------|--------------------------|------|------|--------|-----------------------|----------------|
| Inch | Metric | P | A | mm | mm | Inch | Inch | Metric |
| 1/8 | - | 1/8 x 27 | 5/16 x 24 | 19.6 | 18.3 | 7/16 | 37MBT-2-2N | |
| 3/16 | - | 1/8 x 27 | 3/8 x 24 | 21.1 | 18.3 | 7/16 | 37MBT-3-2N | - |
| 1/4 | 6 | 1/8 x 27 | 7/16 x 20 | 22.6 | 19.8 | 7/16 | 37MBT-4-2N | - |
| 1/4 | 6 | 1/4 x 18 | 7/16 x 20 | 26.9 | 27.7 | 9/16 | 37MBT-4-4N | 37MBT-6M-2N |
| 5/16 | 8 | 1/8 x 27 | 1/2 x 20 | 24.1 | 19.8 | 9/16 | 37MBT-5-2N | 37MBT-6M-4N |
| 5/16 | 8 | 1/4 x 18 | 1/2 x 20 | 26.9 | 27.7 | 9/16 | 37MBT-5-4N | 37MBT-8M-2N |
| 3/8 | 10 | 1/8 x 27 | 9/16 x 18 | 26.9 | 22.8 | 5/8 | 37MBT-6-2N | 37MBT-8M-4N |
| 3/8 | 10 | 1/4 x 18 | 9/16 x 18 | 26.9 | 27.7 | 9/16 | 37MBT-6-4N | 37MBT-10M-2N |
| 3/8 | 10 | 3/8 x 18 | 9/16 x 18 | 29.0 | 31.0 | 3/4 | 37MBT-6-6N | 37MBT-10M-4N |
| 3/8 | 10 | 1/2 x 14 | 9/16 x 18 | 31.2 | 37.3 | 7/8 | 37MBT-6-8N | 37MBT-10M-6N |
| 1/2 | 12 | 1/4 x 18 | 3/4 x 16 | 31.8 | 31.0 | 13/16 | 37MBT-8-4N | 37MBT-10M-8N |
| 1/2 | 12 | 3/8 x 18 | 3/4 x 16 | 31.8 | 31.0 | 3/4 | 37MBT-8-6N | 37MBT-12M-4N |
| 1/2 | 12 | 1/2 x 14 | 3/4 x 16 | 33.7 | 37.3 | 7/8 | 37MBT-8-8N | 37MBT-12M-6N |
| 1/2 | 12 | 3/4 x 14 | 3/4 x 16 | 36.0 | 40.4 | 1-1/8 | 37MBT-8-12N | 37MBT-12M-8N |
| 5/8 | 16 | 3/8 x 18 | 7/8 x 14 | 36.8 | 32.5 | 15/16 | 37MBT-10-6N | 37MBT-12M-12N |
| 5/8 | 16 | 1/2 x 14 | 7/8 x 14 | 36.8 | 37.3 | 7/8 | 37MBT-10-8N | 37MBT-16M-6N |
| 5/8 | 16 | 3/4 x 14 | 7/8 x 14 | 38.9 | 40.4 | 1-1/8 | 37MBT-10-12N | 37MBT-16M-8N |
| 3/4 | 18 | 1/2 x 14 | 1-1/16 x 12 | 41.0 | 40.4 | 1-1/8 | 37MBT-12-8N | 37MBT-16M-12N |
| 3/4 | 18 | 3/4 x 14 | 1-1/16 x 12 | 41.0 | 40.4 | 1-1/16 | 37MBT-12-12N | 37MBT-18M-8N |
| - | 20 | 3/4 x 14 | 1-1/16 x 12 | 41.0 | 40.4 | 1-1/16 | - | 37MBT-18M-12N |
| 7/8 | - | 3/4 x 14 | 1-3/16 x 12 | 45.7 | 42.9 | 1-5/16 | 37MBT-14-12N | 37MBT-20M-12N- |
| 1 | 25 | 3/4 x 14 | 1-5/16 x 12 | 46.0 | 45.2 | 1-3/8 | 37MBT-16-12N | 37MBT-25M-12N |
| 1 | 25 | 1 x 11-1/2 | 1-5/16 x 12 | 46.0 | 50.0 | 1-5/16 | 37MBT-16-16N | 37MBT-25M-16N |

Dimensions are for reference only and are subject to change

Male Run Tee (37° Flare to Male NPT Thread)

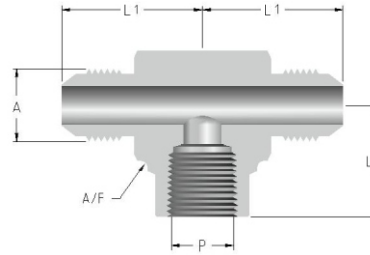



STANDARD CONFIGURATION DIMENSIONS

| Tube OD | | NPT Male Pipe Thread | SAE / MS Straight Thread | L1 | L2 | A/F | Dawsons-Tech Part No. | |
|---------|--------|----------------------|--------------------------|------|------|--------|-----------------------|---------------|
| Inch | Metric | | A | | | | Inch | Metric |
| 1/8 | - | 1/8 x 27 | 5/16 x 24 | 19.6 | 18.3 | 7/16 | 37MRT-2-2N | - |
| 3/16 | - | 1/8 x 27 | 3/8 x 24 | 21.1 | 18.3 | 7/16 | 37MRT-3-2N | - |
| 1/4 | 6 | 1/8 x 27 | 7/16 x 20 | 22.6 | 19.8 | 7/16 | 37MRT-4-2N | 37MRT-6M-2N |
| 1/4 | 6 | 1/4 x 18 | 7/16 x 20 | 26.9 | 27.7 | 9/16 | 37MRT-4-4N | 37MRT-6M-4N |
| 5/16 | 8 | 1/8 x 27 | 1/2 x 20 | 24.1 | 19.8 | 9/16 | 37MRT-5-2N | 37MRT-8M-2N |
| 5/16 | 8 | 1/4 x 18 | 1/2 x 20 | 26.9 | 27.7 | 9/16 | 37MRT-5-4N | 37MRT-8M-4N |
| 3/8 | 10 | 1/8 x 27 | 9/16 x 18 | 26.9 | 22.8 | 5/8 | 37MRT-6-2N | 37MRT-10M-2N |
| 3/8 | 10 | 1/4 x 18 | 9/16 x 18 | 26.9 | 27.7 | 9/16 | 37MRT-6-4N | 37MRT-10M-4N |
| 3/8 | 10 | 3/8 x 18 | 9/16 x 18 | 29.0 | 31.0 | 3/4 | 37MRT-6-6N | 37MRT-10M-6N |
| 3/8 | 10 | 1/2 x 14 | 9/16 x 18 | 31.2 | 37.3 | 7/8 | 37MRT-6-8N | 37MRT-10M-8N |
| 1/2 | 12 | 1/4 x 18 | 3/4 x 16 | 31.8 | 31.0 | 13/16 | 37MRT-8-4N | 37MRT-12M-4N |
| 1/2 | 12 | 3/8 x 18 | 3/4 x 16 | 31.8 | 31.0 | 3/4 | 37MRT-8-6N | 37MRT-12M-6N |
| 1/2 | 12 | 1/2 x 14 | 3/4 x 16 | 33.7 | 37.3 | 7/8 | 37MRT-8-8N | 37MRT-12M-8N |
| 1/2 | 12 | 3/4 x 14 | 3/4 x 16 | 36.0 | 40.4 | 1-1/8 | 37MRT-8-12N | 37MRT-12M-12N |
| 5/8 | 16 | 3/8 x 18 | 7/8 x 14 | 36.8 | 32.5 | 15/16 | 37MRT-10-6N | 37MRT-16M-6N |
| 5/8 | 16 | 1/2 x 14 | 7/8 x 14 | 36.8 | 37.3 | 7/8 | 37MRT-10-8N | 37MRT-16M-8N |
| 5/8 | 16 | 3/4 x 14 | 7/8 x 14 | 38.9 | 40.4 | 1-1/8 | 37MRT-10-12N | 37MRT-16M-12N |
| 3/4 | 18 | 1/2 x 14 | 1-1/16 x 12 | 41.0 | 40.4 | 1-1/8 | 37MRT-12-8N | 37MRT-18M-8N |
| 3/4 | 18 | 3/4 x 14 | 1-1/16 x 12 | 41.0 | 40.4 | 1-1/16 | 37MRT-12-12N | 37MRT-18M-12N |
| - | 20 | 3/4 x 14 | 1-1/16 x 12 | 41.0 | 40.4 | 1-1/16 | - | 37MRT-20M-12N |
| 7/8 | - | 3/4 x 14 | 1-3/16 x 12 | 45.7 | 42.9 | 1-5/16 | 37MRT-14-12N | - |
| 1 | 25 | 3/4 x 14 | 1-5/16 x 12 | 46.0 | 45.2 | 1-5/16 | 37MRT-16-12N | 37MRT-25M-12N |
| 1 | 25 | 1 x 11-1/2 | 1-5/16 x 12 | 46.0 | 50.0 | 1-5/16 | 37MRT-16-16N | 37MRT-25M-16N |

Dimensions are for reference only and are subject to change

Female Branch Tee (37° Flare to Female NPT Thread)

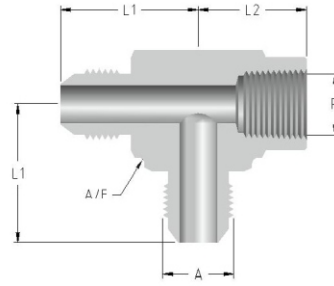



STANDARD CONFIGURATION DIMENSIONS

| Tube OD | | NPT Male Pipe Thread | SAE / MS Straight Thread | L1 | L2 | A/F | Dawsons-Tech Part No. | |
|---------|--------|----------------------|--------------------------|------|------|--------|-----------------------|---------------|
| Inch | Metric | | A | | | | Inch | Metric |
| 1/8 | - | 1/8 x 27 | 5/16 x 24 | 25.4 | 16.8 | 9/16 | 37FBT-2-2N | - |
| 3/16 | - | 1/8 x 27 | 3/8 x 24 | 26.2 | 16.8 | 9/16 | 37FBT-3-2N | - |
| 1/4 | 6 | 1/8 x 27 | 7/16 x 20 | 27.7 | 16.8 | 9/16 | 37FBT-4-2N | 37FBT-6M-2N |
| 1/4 | 6 | 1/4 x 18 | 7/16 x 20 | 30.9 | 22.4 | 3/4 | 37FBT-4-4N | 37FBT-6M-4N |
| 5/16 | 8 | 1/8 x 27 | 1/2 x 20 | 27.4 | 16.8 | 9/16 | 37FBT-5-2N | 37FBT-8M-2N |
| 5/16 | 8 | 1/4 x 18 | 1/2 x 20 | 28.7 | 22.4 | 3/4 | 37FBT-5-4N | 37FBT-8M-4N |
| 3/8 | 10 | 1/8 x 27 | 9/16 x 18 | 31.2 | 17.0 | 5/8 | 37FBT-6-2N | 37FBT-10M-2N |
| 3/8 | 10 | 1/4 x 18 | 9/16 x 18 | 31.2 | 22.4 | 3/4 | 37FBT-6-4N | 37FBT-10M-4N |
| 3/8 | 10 | 3/8 x 18 | 9/16 x 18 | 33.2 | 25.9 | 7/8 | 37FBT-6-6N | 37FBT-10M-6N |
| 1/2 | 12 | 1/4 x 18 | 3/4 x 16 | 36.1 | 25.9 | 13/16 | 37FBT-8-4N | 37FBT-12M-4N |
| 1/2 | 12 | 3/8 x 18 | 3/4 x 16 | 36.1 | 25.9 | 7/8 | 37FBT-8-6N | 37FBT-12M-6N |
| 1/2 | 12 | 1/2 x 14 | 3/4 x 16 | 38.6 | 31.2 | 1-1/16 | 37FBT-8-8N | 37FBT-12M-8N |
| 5/8 | 16 | 1/2 x 14 | 7/8 x 14 | 41.7 | 31.2 | 1-1/16 | 37FBT-10-8N | 37FBT-16M-8N |
| 3/4 | 18 | 1/2 x 14 | 1-1/16 x 12 | 48.0 | 34.3 | 1-1/8 | 37FBT-12-8N | 37FBT-18M-8N |
| 3/4 | 18 | 3/4 x 14 | 1-1/16 x 12 | 48.0 | 34.5 | 1-5/16 | 37FBT-12-12N | 37FBT-18M-12N |
| - | 20 | 3/4 x 14 | 1-1/16 x 12 | 48.0 | 34.5 | 1-5/16 | - | 37FBT-20M-12N |
| 7/8 | - | 3/4 x 14 | 1-3/16 x 12 | 47.2 | 36.1 | 1-5/8 | 37FBT-14-12N | - |
| 1 | 25 | 1 x 11-1/2 | 1-5/16 x 12 | 55.1 | 41.4 | 1-7/8 | 37FBT-16-16N | 37FBT-25M-16N |

Dimensions are for reference only and are subject to change

Female Run Tee (37° Flare to Female NPT Thread)

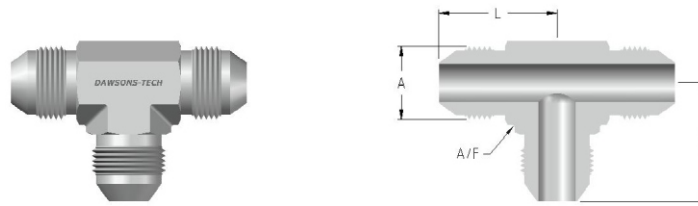


STANDARD CONFIGURATION DIMENSIONS

| Tube OD | | NPT Female Pipe Thread | SAE / MS Straight Thread | L1 | L2 | A/F | Dawsons-Tech Part No. | |
|---------|--------|------------------------|--------------------------|------|------|--------|-----------------------|---------------|
| Inch | Metric | | A | | | | Inch | Metric |
| 1/8 | - | 1/8 x 27 | 5/16 x 24 | 25.4 | 16.8 | 9/16 | 37FRT-2-2N | - |
| 3/16 | - | 1/8 x 27 | 3/8 x 24 | 26.2 | 16.8 | 9/16 | 37FRT-3-2N | - |
| 1/4 | 6 | 1/8 x 27 | 7/16 x 20 | 27.7 | 16.8 | 9/16 | 37FRT-4-2N | 37FRT-6M-2N |
| 1/4 | 6 | 1/4 x 18 | 7/16 x 20 | 30.9 | 22.4 | 3/4 | 37FRT-4-4N | 37FRT-6M-4N |
| 5/16 | 8 | 1/8 x 27 | 1/2 x 20 | 27.4 | 16.8 | 9/16 | 37FRT-5-2N | 37FRT-8M-2N |
| 5/16 | 8 | 1/4 x 18 | 1/2 x 20 | 28.7 | 22.4 | 3/4 | 37FRT-5-4N | 37FRT-8M-4N |
| 3/8 | 10 | 1/8 x 27 | 9/16 x 18 | 31.2 | 17.0 | 5/8 | 37FRT-6-2N | 37FRT-10M-2N |
| 3/8 | 10 | 1/4 x 18 | 9/16 x 18 | 31.2 | 22.4 | 3/4 | 37FRT-6-4N | 37FRT-10M-4N |
| 3/8 | 10 | 3/8 x 18 | 9/16 x 18 | 33.2 | 25.9 | 7/8 | 37FRT-6-6N | 37FRT-10M-6N |
| 1/2 | 12 | 1/4 x 18 | 3/4 x 16 | 36.1 | 25.9 | 13/16 | 37FRT-8-4N | 37FRT-12M-4N |
| 1/2 | 12 | 3/8 x 18 | 3/4 x 16 | 36.1 | 25.9 | 7/8 | 37FRT-8-6N | 37FRT-12M-6N |
| 1/2 | 12 | 1/2 x 14 | 3/4 x 16 | 38.6 | 31.2 | 1-1/16 | 37FRT-8-8N | 37FRT-12M-8N |
| 5/8 | 16 | 1/2 x 14 | 7/8 x 14 | 41.7 | 31.2 | 1-1/16 | 37FRT-10-8N | 37FRT-16M-8N |
| 3/4 | 18 | 1/2 x 14 | 1-1/16 x 12 | 48.0 | 34.3 | 1-1/8 | 37FRT-12-8N | 37FRT-18M-8N |
| 3/4 | 18 | 3/4 x 14 | 1-1/16 x 12 | 48.0 | 34.5 | 1-5/16 | 37FRT-12-12N | 37FRT-18M-12N |
| - | 20 | 3/4 x 14 | 1-1/16 x 12 | 48.0 | 34.5 | 1-5/16 | - | 37FRT-20M-12N |
| 7/8 | - | 3/4 x 14 | 1-3/16 x 12 | 47.2 | 36.1 | 1-5/8 | 37FRT-14-12N | - |
| 1 | 25 | 1 x 11-1/2 | 1-5/16 x 12 | 55.1 | 41.4 | 1-7/8 | 37FRT-16-16N | 37FRT-25M-16N |

Dimensions are for reference only and are subject to change

Union Tee (37° Flare to 37° Flare)

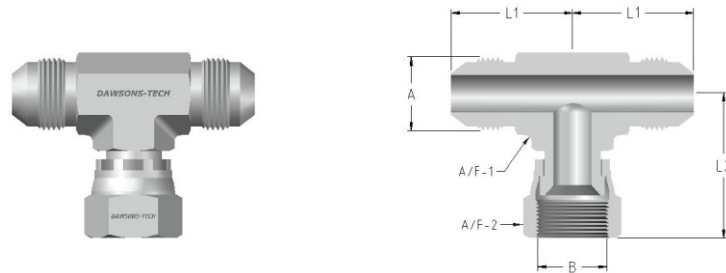


STANDARD CONFIGURATION DIMENSIONS

| Tube OD | | SAE / MS Straight Thread | L | A/F | Dawsons-Tech Part No. | |
|---------|--------|-----------------------------|------|--------|--------------------------|----------|
| Inch | Metric | A | | | Inch | Inch |
| 1/8 | - | UN / UNF | mm | Inch | | |
| | | 5/16 x 24 | 19.6 | 7/16 | 37UT-2 | - |
| 3/16 | - | 3/8 x 24 | 21.1 | 7/16 | 37UT-3 | - |
| 1/4 | 6 | 7/16 x 20 | 22.6 | 7/16 | 37UT-4 | 37UT-6M |
| 5/16 | 8 | 1/2 x 20 | 24.1 | 9/16 | 37UT-5 | 37UT-8M |
| 3/8 | 10 | 9/16 x 18 | 26.9 | 9/16 | 37UT-6 | 37UT-10M |
| 1/2 | 12 | 3/4 x 16 | 31.8 | 3/4 | 37UT-8 | 37UT-12M |
| 5/8 | 16 | 7/8 x 14 | 36.8 | 7/8 | 37UT-10 | 37UT-16M |
| 3/4 | 18 | 1-1/16 x 12 | 42.2 | 1-1/16 | 37UT-12 | 37UT-18M |
| - | 20 | 1-1/16 x 12 | 42.2 | 1-1/16 | - | 37UT-20M |
| 7/8 | 20 | 1-3/16 x 12 | 45.7 | 1-5/16 | 37UT-14 | - |
| 1 | 25 | 1-5/16 x 12 | 46.0 | 1-5/16 | 37UT-16 | 37UT-25M |

Dimensions are for reference only and are subject to change

Swivel Branch Tee (37° Flare to Swivel Nut)

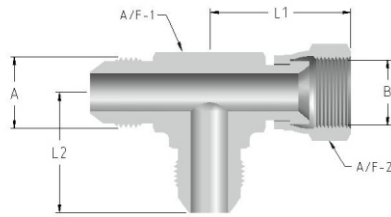


STANDARD CONFIGURATION DIMENSIONS

| Tube OD | | SAE / MS Straight Thread | SAE / MS Straight Thread | L1 | L2 | A/F-1 | A/F-2 | Dawsons-Tech Part No. | |
|---------|--------|-----------------------------|-----------------------------|------|------|--------|-------|--------------------------|----------------|
| Inch | Metric | A | B | | | | | Inch | Inch |
| 1/4 | 6 | UN / UNF | UN / UNF | mm | mm | Inch | Inch | | |
| | | 7/16 x 20 | 7/16 x 20 | 22.6 | 25.4 | 7/16 | 9/16 | 37SBT-4-7SE | 37SBT-6M-7SE |
| 3/8 | 10 | 9/16 x 18 | 9/16 x 18 | 31.8 | 31.8 | 9/16 | 11/16 | 37SBT-6-9SE | 37SBT-10M-9SE |
| 1/2 | 12 | 3/4 x 16 | 3/4 x 16 | 35.0 | 35.0 | 3/4 | 7/8 | 37SBT-8-12SE | 37SBT-12M-12SE |
| 5/8 | 16 | 7/8 x 14 | 7/8 x 14 | 41.2 | 41.2 | 7/8 | 1 | 37SBT-10-14SE | 37SBT-16M-14SE |
| 3/4 | 18 | 1-1/16 x 12 | 1-1/16 x 12 | 44.4 | 44.4 | 1-1/16 | 1-1/4 | 37SBT-12-17SE | 37SBT-18M-17SE |
| 7/8 | 20 | 1-3/16 x 12 | 1-3/16 x 12 | 45.2 | 45.2 | 1-5/16 | 1-3/8 | 37SBT-14-19SE | 37SBT-20M-19SE |
| 1 | 25 | 1-5/16 x 12 | 1-5/16 x 12 | 50.8 | 50.8 | 1-5/16 | 1-1/2 | 37SBT-16-21SE | 37SBT-25M-21SE |

Dimensions are for reference only and are subject to change

Swivel Run Tee (37° Flare to Swivel Nut)

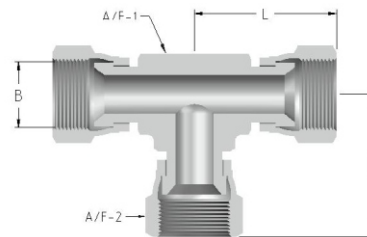


STANDARD CONFIGURATION DIMENSIONS

| Tube OD | | SAE / MS Straight Thread | SAE / MS Straight Thread | L1 | L2 | A/F-1 | A/F-2 | Dawsons-Tech Part No. | |
|---------|--------|-----------------------------|-----------------------------|------|------|--------|-------|--------------------------|----------------|
| Inch | Metric | A UN / UNF | B UN / UNF | mm | mm | Inch | Inch | Inch | Metric |
| 1/4 | 6 | 7/16 x 20 | 7/16 x 20 | 22.6 | 25.4 | 7/16 | 9/16 | 37SRT-4-7SE | 37SRT-6M-7SE |
| 3/8 | 10 | 9/16 x 18 | 9/16 x 18 | 31.8 | 31.8 | 9/16 | 11/16 | 37SRT-6-9SE | 37SRT-10M-9SE |
| 1/2 | 12 | 3/4 x 16 | 3/4 x 16 | 35.0 | 35.0 | 3/4 | 7/8 | 37SRT-8-12SE | 37SRT-12M-12SE |
| 5/8 | 16 | 7/8 x 14 | 7/8 x 14 | 41.2 | 41.2 | 7/8 | 1 | 37SRT-10-14SE | 37SRT-16M-14SE |
| 3/4 | 18 | 1-1/16 x 12 | 1-1/16 x 12 | 44.4 | 44.4 | 1-1/16 | 1-1/4 | 37SRT-12-17SE | 37SRT-18M-17SE |
| 7/8 | 20 | 1-3/16 x 12 | 1-3/16 x 12 | 45.2 | 45.2 | 1-5/16 | 1-3/8 | 37SRT-14-19SE | 37SRT-20M-19SE |
| 1 | 25 | 1-5/16 x 12 | 1-5/16 x 12 | 50.8 | 50.8 | 1-5/16 | 1-1/2 | 37SRT-16-21SE | 37SRT-25M-21SE |

Dimensions are for reference only and are subject to change

Swivel Union Tee (Swivel Nut to Swivel Nut)

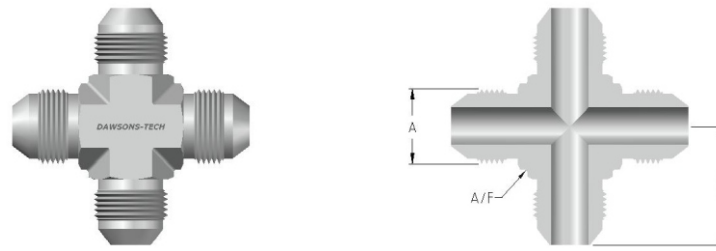


STANDARD CONFIGURATION DIMENSIONS

| Tube OD | | SAE / MS Straight Thread | L | A/F-1 | A/F-2 | Dawsons-Tech Part No. | |
|---------|--------|-----------------------------|------|--------|-------|--------------------------|-----------|
| Inch | Metric | B UN / UNF | mm | Inch | Inch | Inch | Metric |
| 1/4 | 6 | 7/16 x 20 | 25.4 | 7/16 | 9/16 | 37SUT-4 | 37SUT-6M |
| 3/8 | 10 | 9/16 x 18 | 31.8 | 11/16 | 11/16 | 37SUT-6 | 37SUT-10M |
| 1/2 | 12 | 3/4 x 16 | 35.0 | 3/4 | 7/8 | 37SUT-8 | 37SUT-12M |
| 5/8 | 16 | 7/8 x 14 | 41.2 | 3/4 | 1 | 37SUT-10 | 37SUT-16M |
| 3/4 | 18 | 1-1/16 x 12 | 44.5 | 1-1/16 | 1-1/4 | 37SUT-12 | 37SUT-18M |
| 1 | 25 | 1-5/16 x 12 | 50.8 | 1-3/16 | 1-1/2 | 37SUT-16 | 37SUT-25M |

Dimensions are for reference only and are subject to change

Union Cross (37° Flare to 37° Flare)

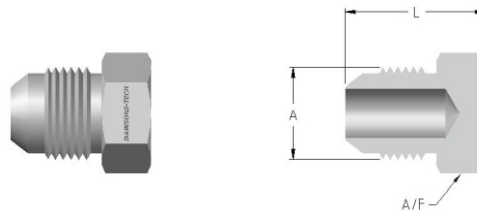


STANDARD CONFIGURATION DIMENSIONS

| Tube OD | | SAE / MS Straight Thread | L | A/F | Dawsons-Tech Part No. | |
|---------|--------|-----------------------------|------|--------|--------------------------|----------|
| Inch | Metric | A | | | Inch | Metric |
| 1/8 | - | UN / UNF 5/16 x 24 | 19.6 | 7/16 | 37UC-2 | - |
| 3/16 | - | 3/8 x 24 | 21.1 | 7/16 | 37UC-3 | - |
| 1/4 | 6 | 7/16 x 20 | 22.6 | 7/16 | 37UC-4 | 37UC-6M |
| 5/16 | 8 | 1/2 x 20 | 24.1 | 9/16 | 37UC-5 | 37UC-8M |
| 3/8 | 10 | 9/16 x 18 | 26.9 | 9/16 | 37UC-6 | 37UC-10M |
| 1/2 | 12 | 3/4 x 16 | 31.8 | 3/4 | 37UC-8 | 37UC-12M |
| 5/8 | 16 | 7/8 x 14 | 36.8 | 7/8 | 37UC-10 | 37UC-16M |
| 3/4 | 18 | 1-1/16 x 12 | 42.2 | 1-1/16 | 37UC-12 | 37UC-18M |
| - | 20 | 1-1/16 x 12 | 42.2 | 1-1/16 | - | 37UC-20M |
| 7/8 | - | 1-3/16 x 12 | 45.7 | 1-5/16 | 37UC-14 | - |
| 1 | 25 | 1-5/16 x 12 | 46.0 | 1-5/16 | 37UC-16 | 37UC-25M |

Dimensions are for reference only and are subject to change

Plug

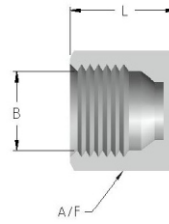


STANDARD CONFIGURATION DIMENSIONS

| Tube OD | | SAE / MS Straight Thread | L | A/F | Dawsons-Tech Part No. | |
|---------|--------|-----------------------------|------|-------|--------------------------|---------|
| Inch | Metric | A | | | Inch | Metric |
| 1/8 | - | UN / UNF 5/16 x 24 | 17.8 | 7/16 | 37P-2 | - |
| 3/16 | - | 3/8 x 24 | 18.5 | 1/2 | 37P-3 | - |
| 1/4 | 6 | 7/16 x 20 | 20.3 | 1/2 | 37P-4 | 37P-6M |
| 5/16 | 8 | 1/2 x 20 | 20.3 | 9/16 | 37P-5 | 37P-8M |
| 3/8 | 10 | 9/16 x 18 | 21.3 | 5/8 | 37P-6 | 37P-10M |
| 1/2 | 12 | 3/4 x 16 | 23.9 | 13/16 | 37P-8 | 37P-12M |
| 5/8 | 16 | 7/8 x 14 | 27.9 | 15/16 | 37P-10 | 37P-16M |
| 3/4 | 18 | 1-1/16 x 12 | 32.5 | 1-1/8 | 37P-12 | 37P-18M |
| - | 20 | 1-1/16 x 12 | 32.5 | 1-1/8 | - | 37P-20M |
| 7/8 | - | 1-3/16 x 12 | 33.3 | 1-1/4 | 37P-14 | - |
| 1 | 25 | 1-5/16 x 12 | 33.8 | 1-3/8 | 37P-16 | 37P-25M |

Dimensions are for reference only and are subject to change

Tube End Cap

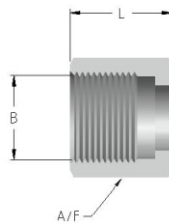


STANDARD CONFIGURATION DIMENSIONS

| Tube OD | | SAE / MS Straight Thread | L | A/F | Dawsons-Tech Part No. | |
|---------|--------|-----------------------------|------|-------|--------------------------|----------|
| Inch | Metric | A | | | Inch | Inch |
| 1/8 | - | 5/16 x 24 | 12.7 | 3/8 | 37TC-2 | - |
| 3/16 | - | 3/8 x 24 | 14.3 | 7/16 | 37TC-3 | - |
| 1/4 | 6 | 7/16 x 20 | 15.1 | 9/16 | 37TC-4 | 37TC-6M |
| 5/16 | 8 | 1/2 x 20 | 15.5 | 5/8 | 37TC-5 | 37TC-8M |
| 3/8 | 10 | 9/16 x 18 | 15.9 | 11/16 | 37TC-6 | 37TC-10M |
| 1/2 | 12 | 3/4 x 16 | 19.0 | 7/8 | 37TC-8 | 37TC-12M |
| 5/8 | 16 | 7/8 x 14 | 21.4 | 1 | 37TC-10 | 37TC-16M |
| 3/4 | 18 | 1-1/16 x 12 | 23.0 | 1-1/4 | 37TC-12 | 37TC-18M |
| - | 20 | 1-1/16 x 12 | 23.0 | 1-1/4 | - | 37TC-20M |
| 7/8 | 20 | 1-3/16 x 12 | 24.6 | 1-3/8 | 37TC-14 | - |
| 1 | 25 | 1-5/16 x 12 | 25.8 | 1-1/2 | 37TC-16 | 37TC-25M |

Dimensions are for reference only and are subject to change

Tube End Nut

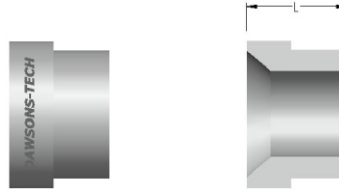


STANDARD CONFIGURATION DIMENSIONS

| Tube OD | | SAE / MS Straight Thread | L | A/F | Dawsons-Tech Part No. | |
|---------|--------|-----------------------------|------|-------|--------------------------|---------|
| Inch | Metric | A | | | Inch | Inch |
| 1/8 | - | 5/16 x 24 | 13.7 | 3/8 | 37N-2 | - |
| 3/16 | - | 3/8 x 24 | 15.2 | 7/16 | 37N-3 | - |
| 1/4 | 6 | 7/16 x 20 | 15.5 | 9/16 | 37N-4 | 37N-6M |
| 5/16 | 8 | 1/2 x 20 | 17.0 | 5/8 | 37N-5 | 37N-8M |
| 3/8 | 10 | 9/16 x 18 | 18.3 | 11/16 | 37N-6 | 37N-10M |
| 1/2 | 12 | 3/4 x 16 | 21.3 | 7/8 | 37N-8 | 37N-12M |
| 5/8 | 16 | 7/8 x 14 | 24.6 | 1 | 37N-10 | 37N-16M |
| 3/4 | 18 | 1-1/16 x 12 | 25.9 | 1-1/4 | 37N-12 | 37N-18M |
| - | 20 | 1-1/16 x 12 | 25.9 | 1-1/4 | - | 37N-20M |
| 7/8 | - | 1-3/16 x 12 | 27.4 | 1-3/8 | 37N-14 | - |
| 1 | 25 | 1-5/16 x 12 | 28.4 | 1-1/2 | 37N-16 | 37N-25M |

Dimensions are for reference only and are subject to change

Flare Tube End Sleeve

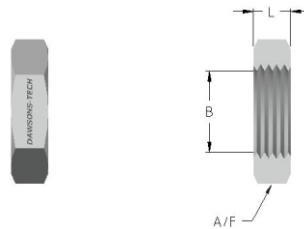


STANDARD CONFIGURATION DIMENSIONS

| Tube OD | | L | Dawsons-Tech Part No. | |
|---------|--------|------|-----------------------|----------|
| Inch | Metric | | Inch | Metric |
| 1/8 | - | 8.6 | 37SL-2 | - |
| 3/16 | - | 8.6 | 37SL-3 | - |
| 1/4 | 6 | 10.4 | 37SL-4 | 37SL-6M |
| 5/16 | 8 | 11.2 | 37SL-5 | 37SL-8M |
| 3/8 | 10 | 12.7 | 37SL-6 | 37SL-10M |
| 1/2 | 12 | 14.2 | 37SL-8 | 37SL-12M |
| 5/8 | 16 | 16.8 | 37SL-10 | 37SL-16M |
| 3/4 | 18 | 17.3 | 37SL-12 | 37SL-18M |
| - | 20 | 17.3 | - | 37SL-20M |
| 7/8 | - | 19.3 | 37SL-14 | - |
| 1 | 25 | 19.8 | 37SL-16 | 37SL-25M |

Dimensions are for reference only and are subject to change

Bulkhead Lock Nut



STANDARD CONFIGURATION DIMENSIONS

| Tube OD | | SAE / MS Straight Thread | L | A/F | Dawsons-Tech Part No. | |
|---------|--------|-----------------------------|------|-------|-----------------------|-----------|
| Inch | Metric | B | | | Inch | Inch |
| 3/16 | - | UN / UNF | mm | Inch | Inch | Metric |
| 3/16 | - | 3/8 x 24 | 5.6 | 5/8 | 37BLN-2 | - |
| 1/4 | 6 | 7/16 x 20 | 6.4 | 11/16 | 37BLN-4 | 37BLN-6M |
| 5/16 | 8 | 1/2 x 20 | 6.4 | 3/4 | 37BLN-5 | 37BLN-8M |
| 3/8 | 10 | 9/16 x 18 | 6.9 | 13/16 | 37BLN-6 | 37BLN-10M |
| 1/2 | 12 | 3/4 x 16 | 7.9 | 1 | 37BLN-8 | 37BLN-12M |
| 5/8 | 16 | 7/8 x 14 | 9.1 | 1-1/8 | 37BLN-10 | 37BLN-16M |
| 3/4 | 18 | 1-1/16 x 12 | 10.4 | 1-3/8 | 37BLN-12 | 37BLN-18M |
| - | 20 | 1-1/16 x 12 | 10.4 | 1-3/8 | - | 37BLN-20M |
| 7/8 | - | 1-3/16 x 12 | 10.4 | 1-1/2 | 37BLN-14 | - |
| 1 | 25 | 1-5/16 x 12 | 10.4 | 1-5/8 | 37BLN-16 | 37BLN-25M |

Dimensions are for reference only and are subject to change

ORDERING INFORMATION :

(INCH)

For Example : PART NO. 37MC-8-8N-SS

| Type of Fittigns | Tube OD Size | End Connection Thread Size | Thread Type | Material of Construction |
|--------------------|--------------|----------------------------|-------------|--------------------------|
| 37MC | 8 | 8 | N | SS |
| 37O Male Connector | 1/2" | 1/2" | NPT | SS316 |

(METRIC)

For Example : PART NO. 37MC-12M-8N-SS

| Type of Fittigns | Tube OD Size | End Connection Thread Size | Thread Type | Material of Construction |
|--------------------|--------------|----------------------------|-------------|--------------------------|
| 37MC | 12M | 8 | N | SS |
| 37O Male Connector | 12mm | 1/2" | NPT | SS316 |

Part No. Code Description :

| Tube OD Size | | | |
|--------------|-------|--------|------|
| Inch | | Metric | |
| 2 | 1/8" | 6m | 6mm |
| 3 | 3/16" | 8m | 8mm |
| 4 | 1/4" | 10m | 10mm |
| 5 | 5/16" | 12m | 12mm |
| 6 | 3/8" | 16m | 16mm |
| 8 | 1/2" | 18m | 18mm |
| 10 | 5/8" | 20m | 20mm |
| 12 | 3/4" | 25m | 25mm |
| 14 | 7/8" | | |
| 16 | 1" | | |

| | |
|-----------------------------------|-----------------------------|
| End Connection Thread Type | N : NPT |
| | RT : BSPT |
| | SE : Straight Thread |
| | BSP : EO |

| | |
|---------------------------------|---------------------|
| Material of Construction | SS : SS316 |
| | SSL : SS316L |

| | |
|----------------------|-------------------------|
| Seal Material | V : Fluorocarbon |
| | R : Nitrile |
| | E : EPR |
| | Z : Neoprene |

| End Connection Thread Size | | | |
|----------------------------|-------|--------|-----------|
| Inch | | Metric | |
| 2 | 1/8" | M10 | M10 x 1 |
| 4 | 1/4" | M12 | M12 x 1.5 |
| 6 | 3/8" | M14 | M14 x 1.5 |
| 8 | 1/2" | M16 | M16 x 1.5 |
| 9 | 9/16" | M22 | M22 x 1.5 |
| 12 | 3/4" | M27 | M27 x 2 |
| 14 | 7/8" | M33 | M33 x 2 |
| 16 | 1" | | |



Fueling Products



Twin Ferrule Compression Tube Fittings



Tube Fittings for Pressure Rating 15000 PSIG



Precision Thread Pipe Fittings & Adapters



Quick Connect Coupling




2 Way Ball Valves



3 Way Trunnion Ball Valves



Check Valves



2 / 3 Way Manifold / Block & Bleed Valves



Relief Valves



CNG Receptacles
Series : DTLR01 & DTLR03





CNG Receptacles
Series : DTSR05 & DTSR07



Registered Office and Manufacturing Plant :

DAWSONS-TECH COMPONENTS LLP

 Unit No. DD - 6 & 7, Khan Real Industrial Estate,
N. H. 08, Pelhar, Vasai Phata, Vasai (East),
Dist. Palghar - 401 208, Maharashtra, India.
LLPIN: AAN-0434

 Mobile : +91-9833355596

 Email : info@dawsonstech.com

 Website: www.dawsonstech.com